

Fiscal State of the University

Presentation to the Academic Senate

Dr. Sylvia A. Alva
President

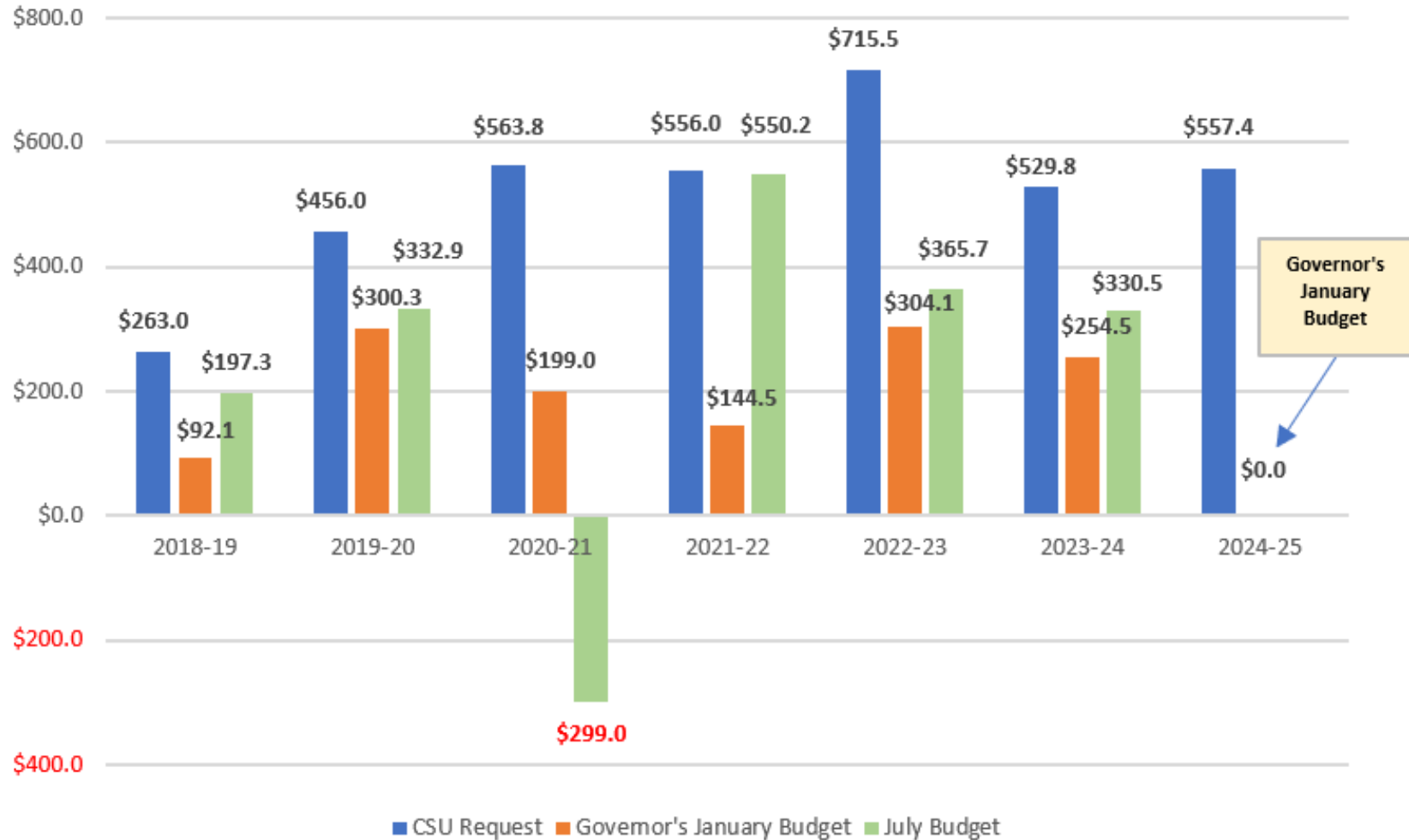
Alexander Porter
Vice President for Administration & Finance/CFO

May 02, 2024

Cal State Fullerton[®]

CSU Systemwide Multi-Year Budget Plan

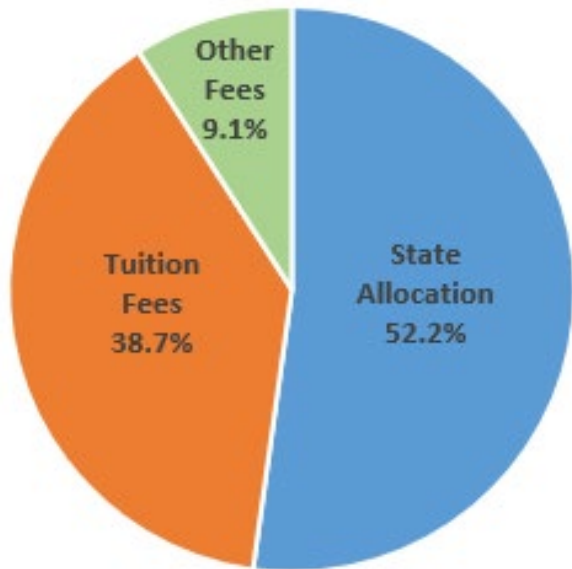
(in millions)



CSUF FY 2023-24 Operating Fund Budget

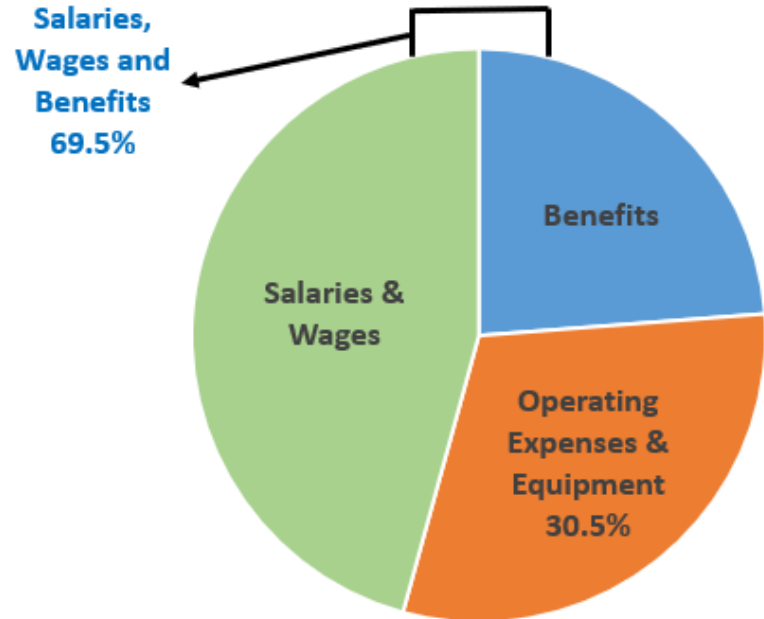
Total Budget (\$548.9M)

Revenue



Year	State Allocation	Tuition	Other
2022-23	50.8%	39.1%	10.1%
2021-22	47.4%	43.0%	9.6%
2020-21	44.0%	46.1%	9.9%
2019-20	45.9%	44.6%	9.5%

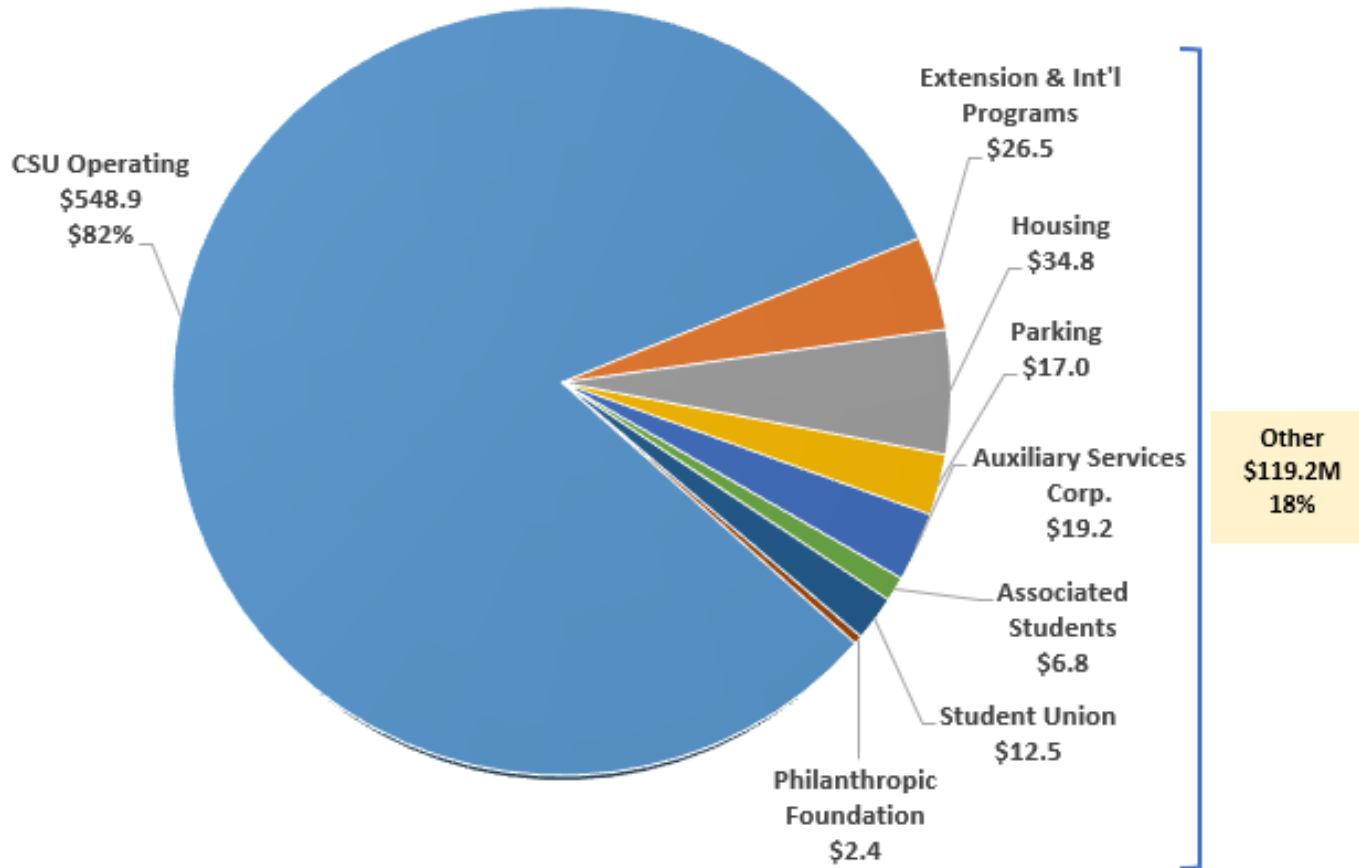
Expenditure



Year	S&W and Benefits	Oper Exp & Equip
2022-23	69.5%	30.5%
2021-22	72.9%	27.1%
2020-21	78.1%	21.9%
2019-20	67.1%	32.9%

FY 2023-24 Budget Consolidated

Total Campus Budget (\$668.1M)



FY 2023-24 Q3 Financial Performance

FY 2023-24 Operating Funds

(3rd Quarter)

Division	Baseline Budget	Revised Budget	Expenditures ⁽¹⁾	Balance ⁽²⁾	%	Projected Year-End Balance ⁽³⁾	FY 2022-23 Year End Balance
Academic Affairs	174,386,685	276,127,678	224,051,953	51,428,338	17.7%	13,351,542	25,499,717
Administration & Finance	25,007,342	43,614,797	39,373,049	3,518,300	1.2%	3,129,137	5,799,972
HRDI	6,714,201	10,200,912	8,894,972	1,278,841	0.4%	(140,143)	556,121
Information Technology	20,545,746	42,719,521	31,827,987	9,449,266	3.3%	2,166,993	4,623,051
Office of the President	3,393,563	6,372,084	4,597,039	1,775,045	0.6%	1,365,127	2,975,191
Student Affairs	30,159,681	74,265,874	46,312,628	27,755,855	9.6%	12,275,996	19,064,717
University Advancement	8,877,921	16,299,927	13,326,866	2,859,232	1.0%	1,663,956	2,054,951
University Wide	258,385,753	286,783,153	94,908,458	191,833,488	66.2%	116,194,692	116,333,168
Total	\$ 527,470,892	\$ 756,383,947	\$ 463,292,952	\$ 289,898,364	100.0%	\$ 150,007,301	\$ 176,906,888

⁽¹⁾ Expenditures = Actuals + Encumbrances

⁽²⁾ Includes pre-encumbrances of \$3.2M

⁽³⁾ Based on Divisions' Mid Year Reports

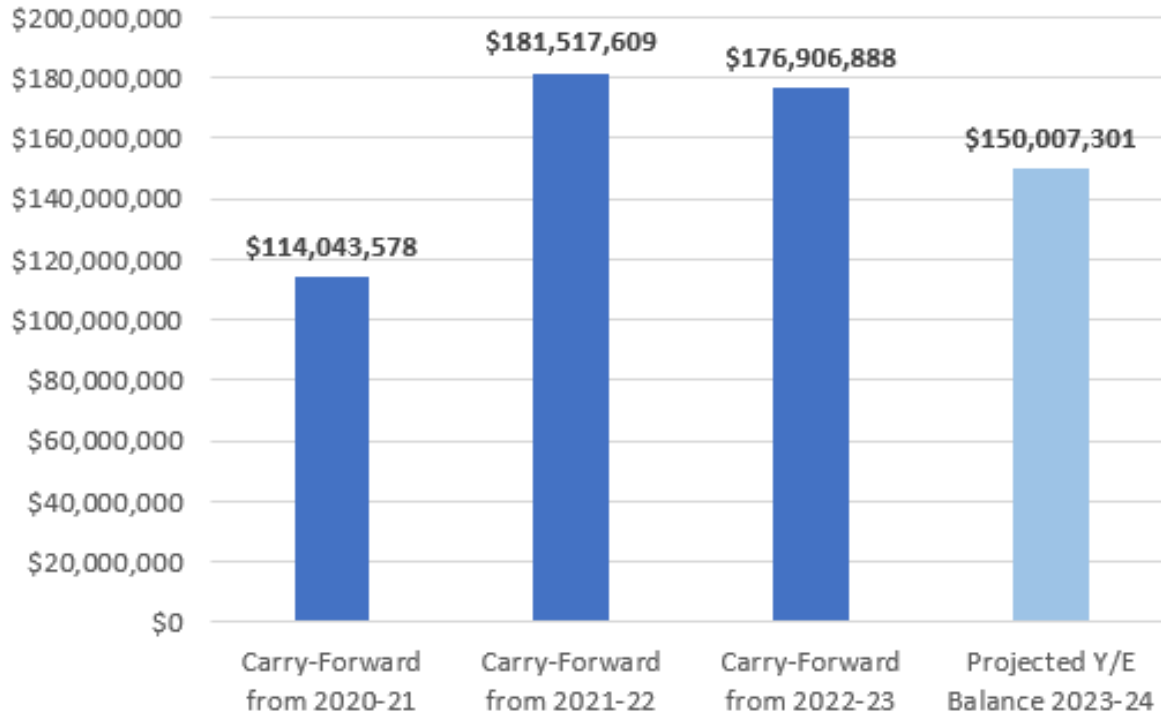
FY 2023-24 vs 2022-23 Expenditures

Operating Funds (3rd Quarter)

Expenditure Category	2023-24 (3rd Qtr)	2022-23 (3rd Qtr)	Change (%)
Salaries and Wages	208,574,073	200,103,556	4%
Work Study	172,645	174,535	(1%)
Benefits	111,160,872	103,098,944	8%
Communications	1,087,911	709,711	53%
Utilities	8,799,625	9,546,602	(8%)
Travel	455,899	689,164	(34%)
Library Acquisitions	1,898,189	1,589,713	19%
Financial Aid	63,837,008	58,696,914	9%
Contractual Services	1,668,687	2,525,163	(34%)
Information Technology	14,379,642	16,636,270	(14%)
Equipment	1,974,987	1,666,794	18%
Misc. Operating Expenses	49,283,414	48,507,139	2%
Total	\$ 463,292,952	\$ 443,944,503	4%

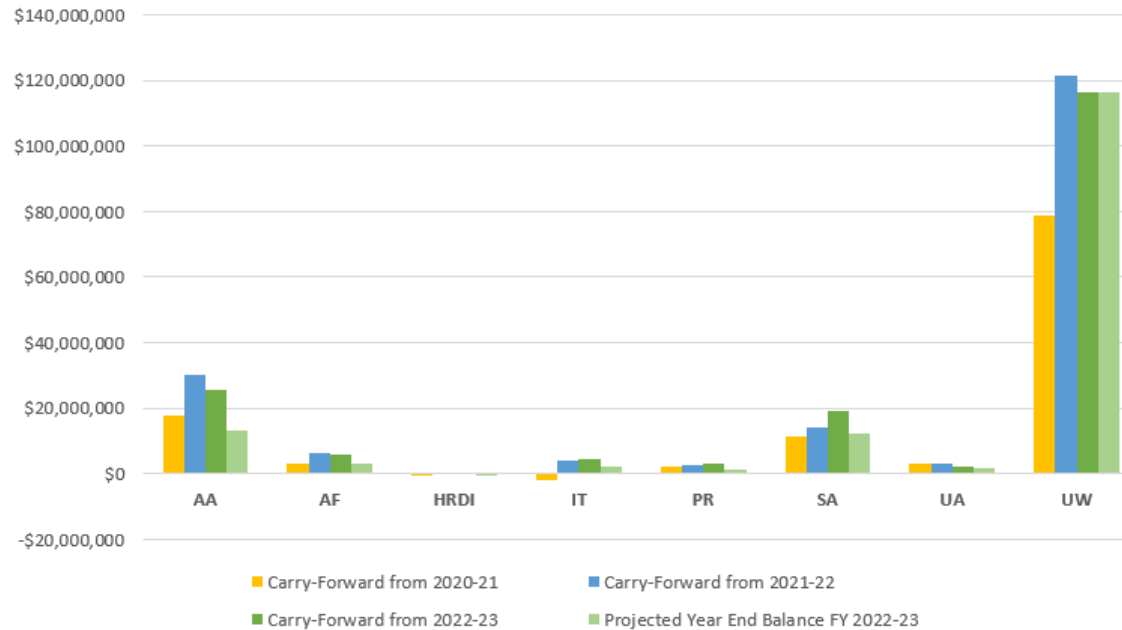
Past Financial Performance and Current Year Projections based on Division's Anticipated Expenditure Plan

University Carry-Forward for Operating Funds



Fund	Carry-Forward from 2020-21	Carry-Forward from 2021-22	Carry-Forward from 2022-23	Projected Year End Balance FY 2023-24
Operating	110,941,609	177,031,611	172,351,156	145,731,310
Student Success	2,104,396	3,253,768	2,933,039	2,596,343
Lottery	997,573	1,232,231	1,622,693	1,679,647
Total	\$ 114,043,578	\$ 181,517,609	\$ 176,906,888	\$ 150,007,301

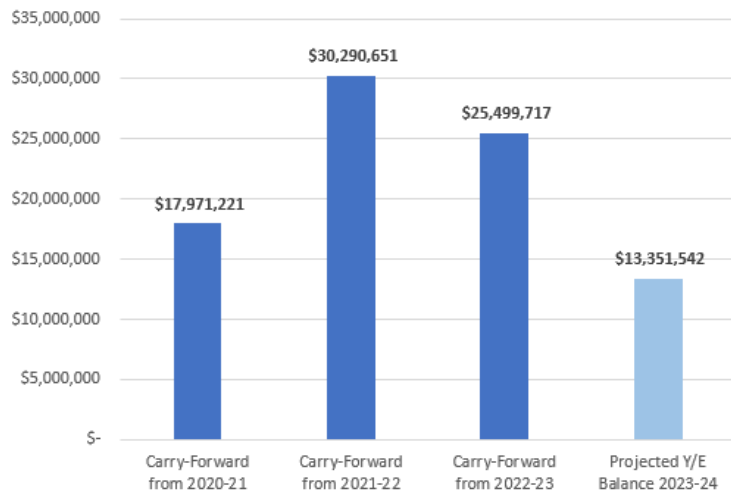
Carry-Forward for Operating Funds



Division	Carry-Forward from 2020-21	Carry-Forward from 2021-22	Carry-Forward from 2022-23	CFWD 2022-23 (Pctg of Base Budget)	Projected Year End Balance FY 2023-24
Academic Affairs	17,971,221	30,290,651	25,499,717	14.9%	13,351,542
Administration and Finance	3,293,116	6,101,821	5,799,972	23.2%	3,129,137
HRDI	(680,884)	57,993	556,121	8.3%	(140,143)
Information Technology	(1,765,695)	3,849,369	4,623,051	23.0%	2,166,993
Office of the President	2,144,155	2,576,438	2,975,191	87.7%	1,365,127
Student Affairs	11,259,190	14,069,236	19,064,717	65.9%	12,275,996
University Advancement	3,164,818	3,066,387	2,054,951	23.1%	1,663,956
University Wide					
Designated - Reserves	48,403,787	69,872,163	78,365,955	32.4%	75,000,000
Designated - Other	30,253,870	51,633,551	37,967,213	15.7%	41,194,692
Total	\$ 114,043,578	\$ 181,517,609	\$ 176,906,888		\$ 150,007,301

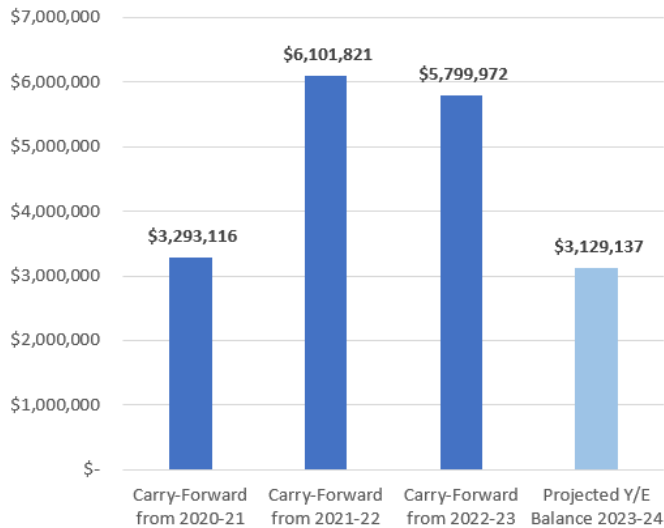
Carry-Forward for Operating Funds

Academic Affairs



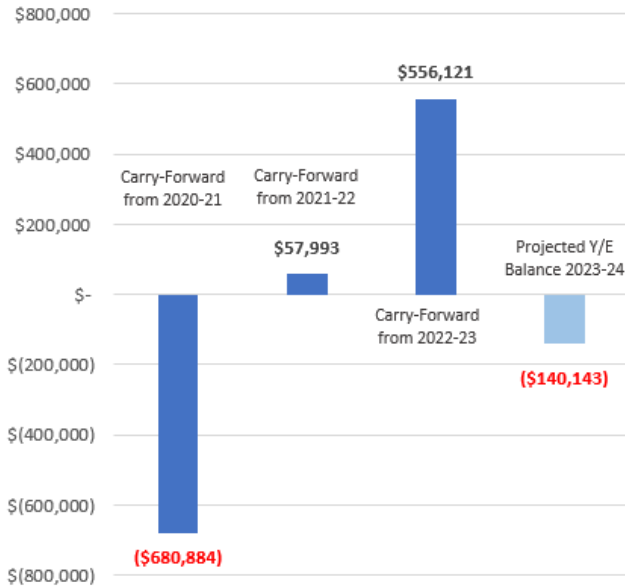
Academic Affairs	Carry-Forward from 2020-21	Carry-Forward from 2021-22	Carry-Forward from 2022-23	CFWD 2022-23 (Pctg of Base Budget)	Projected Year End Balance FY 2023-24
College of Arts	263,932	(476,734)	(1,446,665)	-9.4%	(1,870,520)
College of Bus & Economics	981,393	2,396,567	2,956,903	10.9%	326,009
College of Communications	(56,066)	209,957	(127,783)	-1.3%	(656,616)
College of Education	2,037,123	2,417,002	1,922,010	20.5%	1,167,614
College of Eng & Comp Science	2,198,500	1,821,291	2,843,691	22.8%	3,164,720
College of Health & Human Dev	1,673,420	2,386,357	2,755,978	13.4%	625,144
College of Humanities & Soc Sc	1,724,964	1,768,394	3,196,310	8.6%	4,111,776
College of Natural Sci & Math	3,021,368	3,515,215	3,901,185	19.6%	4,065,745
VP Academic Affairs	1,485,420	13,642,987	6,598,201	133.6%	1,966,050
Library	32,740	612,204	447,235	7.1%	(162,216)
Faculty Support Services	547,002	1,054,391	449,278	33.5%	-
Student Success	288,162	604,501	1,222,688	39.2%	-
Undergraduate Acad Programs		576,781	511,041	46.2%	334,408
Student Academic Support					601,897
Research & Sponsored Proj		207,285	310,435	20.6%	148,511
Other	3,773,263	(445,547)	(40,789)	-3.6%	(470,981)
Total	\$ 17,971,221	\$ 30,290,651	\$ 25,499,717		\$ 13,351,542

Carry-Forward for Operating Funds Administration & Finance



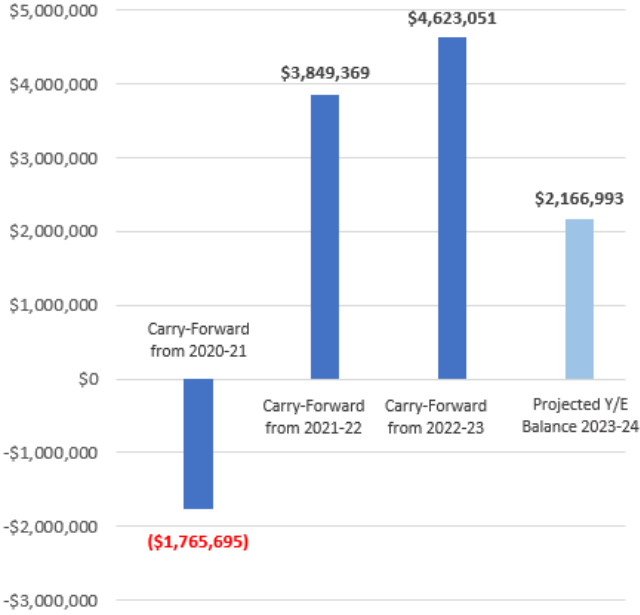
Administration & Finance	Carry-Forward from 2020-21	Carry-Forward from 2021-22	Carry-Forward from 2022-23	CFWD 2022-23 (Pctg of Base Budget)	Projected Year End Balance FY 2023-24
A&F_IT_AND_OD_		154,516	251,708	19.9%	274,842
Administration & Finance	810,741	5,303,025	1,139,917	151.8%	2,952,974
Business & Administrative Svcs	298,483	242,763			-
Contracts & Procurement	962,266	1,218,703			-
Facilities Management	319,706	(1,257,464)	3,005,054	19.7%	1,164,677
Financial Services			2,004,810	38.7%	1,378,324
Internal Auditor	19,027	29,071	39,780	25.3%	49,539
Resource Planning & Analysis	154,764	157,434			-
University Controller	(26,141)	118,599			-
University Police	754,270	135,173	(641,298)	-26.9%	(2,154,629)
University Services					(536,589)
Total	\$ 3,293,116	\$ 6,101,821	\$ 5,799,972		\$ 3,129,137

Carry-Forward for Operating Funds Human Resources, Diversity & Inclusion



Human Resources, Diversity & Inclusion	Carry-Forward from 2020-21	Carry-Forward from 2021-22	Carry-Forward from 2022-23	CFWD 2022-23 (Pctg of Base Budget)	Projected Year End Balance FY 2023-24
Diversity and Equity	48,170	(83,228)	11,954	1.9%	(420,105)
HR Services	(251,451)	(1,148,533)	(947,348)	-31.5%	(1,259,167)
Labor and Employee Relations		(112,780)	(137,287)	-28.5%	(278,233)
Risk Management & Compliance		(25,244)	(49,091)	-9.5%	82,795
Vice President of Human Resrce	(477,603)	1,427,778	1,677,894	81.2%	1,734,567
Total	\$ (680,884)	\$ 57,993	\$ 556,121		\$ (140,143)

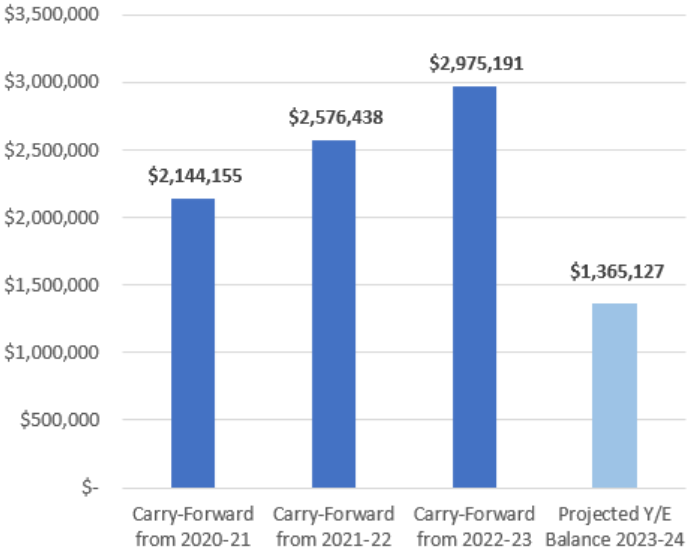
Carry-Forward for Operating Funds Information Technology



Information Technology	Carry-Forward from 2020-21	Carry-Forward from 2021-22	Carry-Forward from 2022-23	CFWD 2022-23 (Pctg of Base Budget)	Projected Year End Balance FY 2023-24
Information Technology	(1,765,695)	3,849,369	4,623,051	23.0%	2,166,993
Total	\$ (1,765,695)	\$ 3,849,369	\$ 4,623,051		\$ 2,166,993

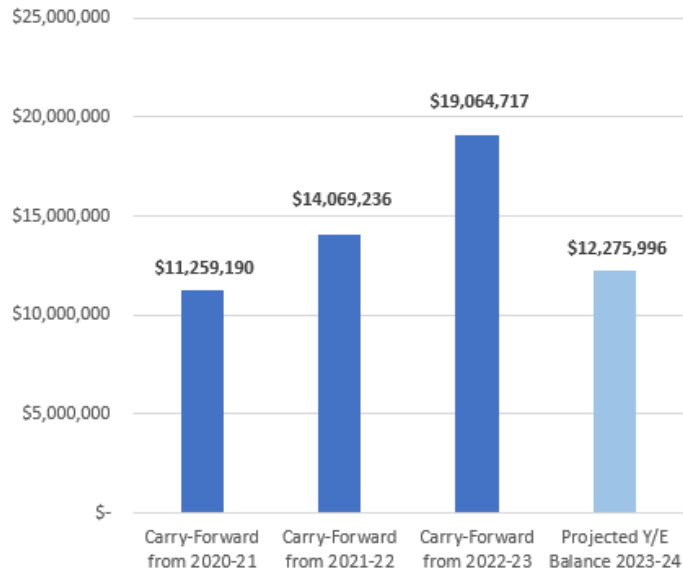
Carry-Forward for Operating Funds

Office of the President



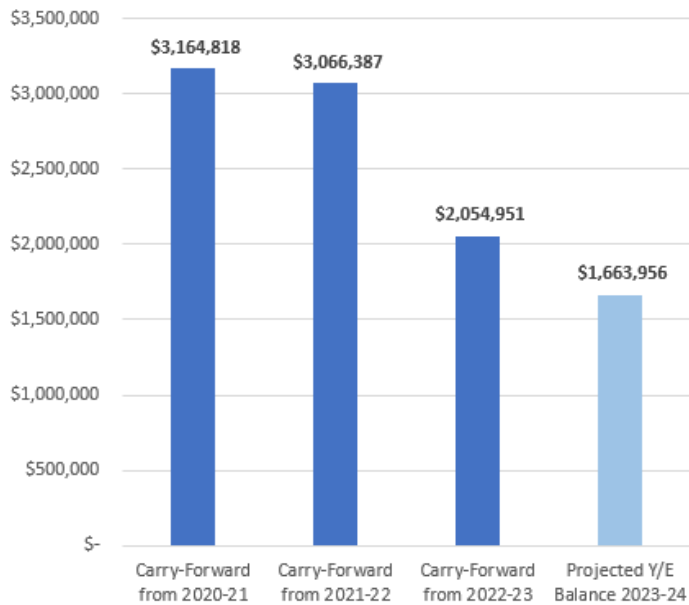
Office of the President	Carry-Forward from 2020-21	Carry-Forward from 2021-22	Carry-Forward from 2022-23	CFWD 2022-23 (Pctg of Base Budget)	Projected Year End Balance FY 2023-24
Assessment&Institution_Effect		(36,663)	30,371	2.4%	(9,962)
President	2,144,155	2,613,101	2,944,820	136.8%	1,375,088
Total	\$ 2,144,155	\$ 2,576,438	\$ 2,975,191		\$ 1,365,127

Carry-Forward for Operating Funds Student Affairs



Student Affairs	Carry-Forward from 2020-21	Carry-Forward from 2021-22	Carry-Forward from 2022-23	CFWD 2022-23 (Pctg of Base Budget)	Projected Year End Balance FY 2023-24
Associated Students, Inc.	6,943	(78,494)	(166,011)	-127.7%	40,067
Athletics	178,387	(412,784)	(136,781)	-2.4%	(3,291)
College Career Path	899,288	1,331,822	2,568,735	38.9%	1,862,604
Identity and Belonging	1,773,400	1,273,278	1,938,579	47.8%	1,636,309
Student Affairs	1,673,568	4,982,137	7,752,480	158.7%	2,288,695
Wellness and Care	6,727,604	6,973,278	7,107,717	95.4%	6,451,612
Total	\$ 11,259,190	\$ 14,069,236	\$ 19,064,717		\$ 12,275,996

Carry-Forward for Operating Funds University Advancement



University Advancement	Carry-Forward from 2020-21	Carry-Forward from 2021-22	Carry-Forward from 2022-23	CFWD 2022-23 (Pctg of Base Budget)	Projected Year End Balance FY 2023-24
Central Development	481	421	467,309	15.8%	215,230
College & Program Development			(165,767)	-10.3%	(387,111)
Commencement		1,917,411	1,801,764		1,441,613
Government&Community Relations			(164,750)	-36.7%	(55,938)
Office of Alumni Engagement	42,678	75,717	122,961	25.4%	124,562
Strategic Communications	(423)		147,372	6.3%	226,744
UA Administration & Finance	2,426	1,072,838	(6,102)	-1.3%	129,811
VP University Advancement	3,119,656		(147,835)	-25.6%	(30,954)
Total	\$ 3,164,818	\$ 3,066,387	\$ 2,054,951		\$ 1,663,956

Planned Use of FY 2023-24 Carry-Forward

Division	Planned Use of Carry-Forward	Amount
Academic Affairs	Capital Improvements/Construction	1,276,480
	Economic Uncertainties	2,476,354
	Equipment Acquisition	202,427
	Facilities Maintenance	43,986
	Other	5,185,929
	Program Development	810,630
	Salaries and Wages	3,355,735
Academic Affairs Total		\$ 13,351,542
Administration & Finance	Economic Uncertainties	2,474,209
	Equipment Acquisition	292,893
	Facilities Maintenance	50,210
	Program Development	41,842
	Salaries and Wages	269,983
Administration & Finance Total		\$ 3,129,137
HRDI	Economic Uncertainties	(140,143)
HRDI Total		\$ (140,143)
Information Technology	Other	2,166,993
Information Technology Total		\$ 2,166,993
Office of the President	Capital Improvements/Construction	46,648
	Economic Uncertainties	833,026
	Other	163,269
	Program Development	139,945
	Salaries and Wages	182,239
Office of the President Total		\$ 1,365,127
Student Affairs	Capital Improvements/Construction	5,975,230
	Economic Uncertainties	6,300,766
Student Affairs Total		\$ 12,275,996
University Advancement	Economic Uncertainties	688,768
	Program Development	137,375
	Salaries and Wages	837,814
University Advancement Total		\$ 1,663,956
University Wide	Economic Uncertainties	82,513,324
	Facilities Maintenance	773,344
	Other	22,298,184
	Salaries and Wages	10,609,840
University Wide Total		\$ 116,194,692
Grand Total		\$ 150,007,301

Financial Sustainability Challenges

Unfunded Mandatory Cost Increases

Increasing Expenditures Mandatory Costs

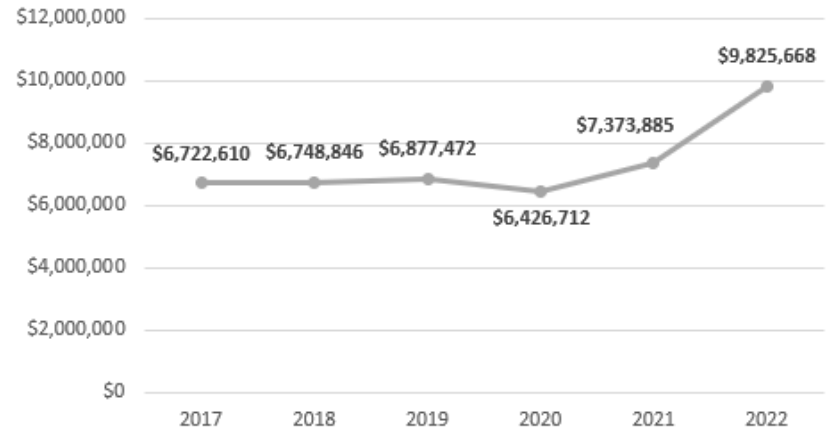
Salaries



Benefits



Utilities



Utilities rate increase expected to be 7% or higher in 2024 and at least 6% for future years.

Budget Reports

<https://budget.fullerton.edu/reports>

. Reports, Facts, & Figures

LIST OF ANNUAL OPERATING FUND BUDGET

Annual Operating Fund Budget

Current Year

FY 22/23

- [2022-23 3rd Quarter Operating Fund Budget/Expenditure Report](#)  
- [2022-23 2nd Quarter Operating Fund Budget/Expenditure Report](#)  
- [2022-23 1st Quarter Operating Fund Budget/Expenditure Report](#)  
- [2022-23 Baseline Budget by Category](#)  
- [2022-23 Baseline Budget by Program](#)  
- [2022-23 Student Success Budget](#)  

Previous Years

FY 21/22

- [2021-22 4th Quarter Operating Fund Budget/Expenditure Report](#)  

Fiscal Year 2024-25 Budget Update

FY 2024-25 Budget Update Cont.

- **State Budget**

- CSU Trustees FY 2024-25 request: **\$557.4 million**
- The state anticipates a shortfall in 2024-25
- The governor's January budget honors Compact agreement, but
- Proposes a one-year deferral of an ongoing General Fund increase of \$240M

FY 2024-25 Budget Update Cont.

Financial Impact to CSUF

- Includes 1% enrollment growth for FY 2024-25
- Includes Enrollment Growth and Reallocation
- CSU to fund FY 2024-25 State's GF increase using ***one-time internal resources***
- CSUF self funds \$12 million for compensation and other mandatory increases
- Additional risk if state's budget condition further erodes

Preliminary Budget

<u>FY 2024-25</u>	<u>AMOUNT</u>
Estimated Revenue Increase	\$38M
GF Allocation (one-Time)	\$18M
Tuition and Rate Increase	\$20M
Estimated Expenditure Increase	\$48M
Net Surplus/Deficit	(\$10M)

The End