

Fiscal State of the University

Presentation to the Academic Senate

Fram Virjee
President

Alexander Porter
Vice President for Administration & Finance/CFO

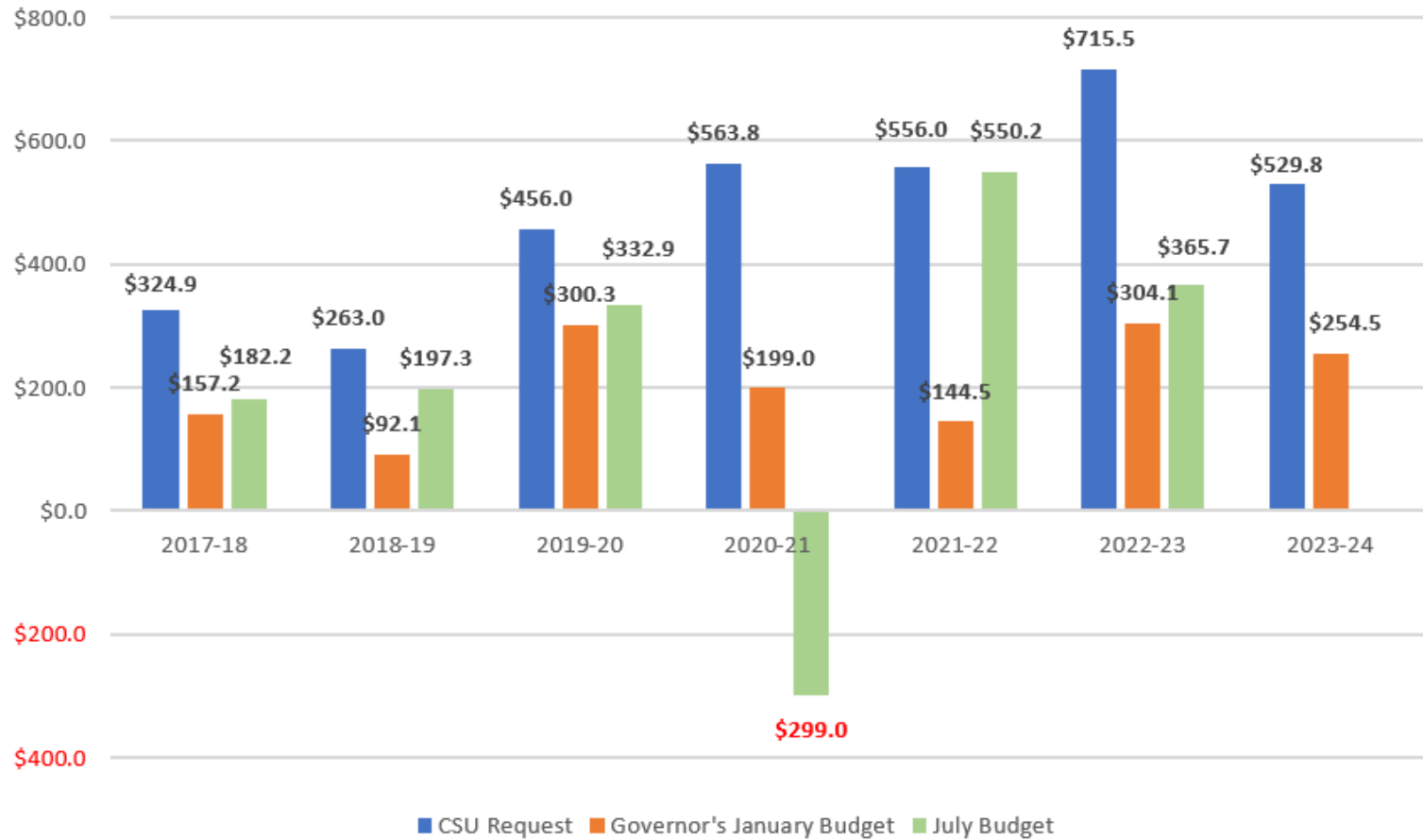
May 4, 2023



CALIFORNIA STATE UNIVERSITY
FULLERTONTM

Multi-Year Budget Plan

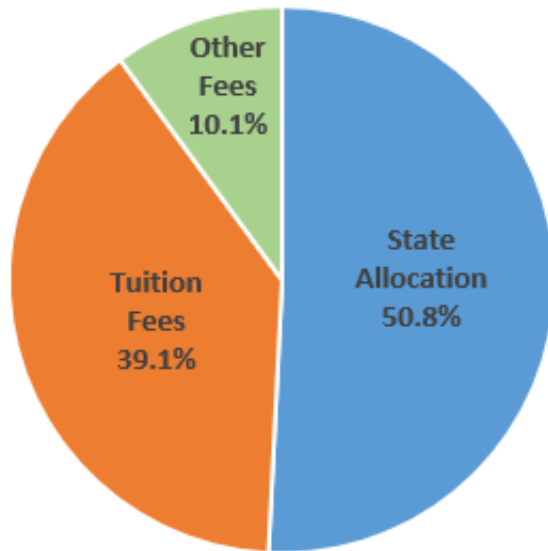
(in millions)



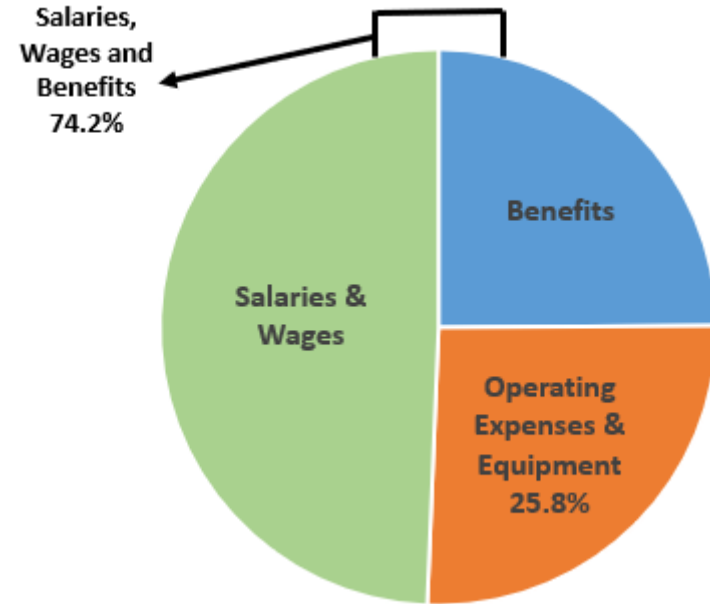
FY 2022-23 Operating Fund Budget

Total Budget (\$534.1M)

Revenue



Expenditure

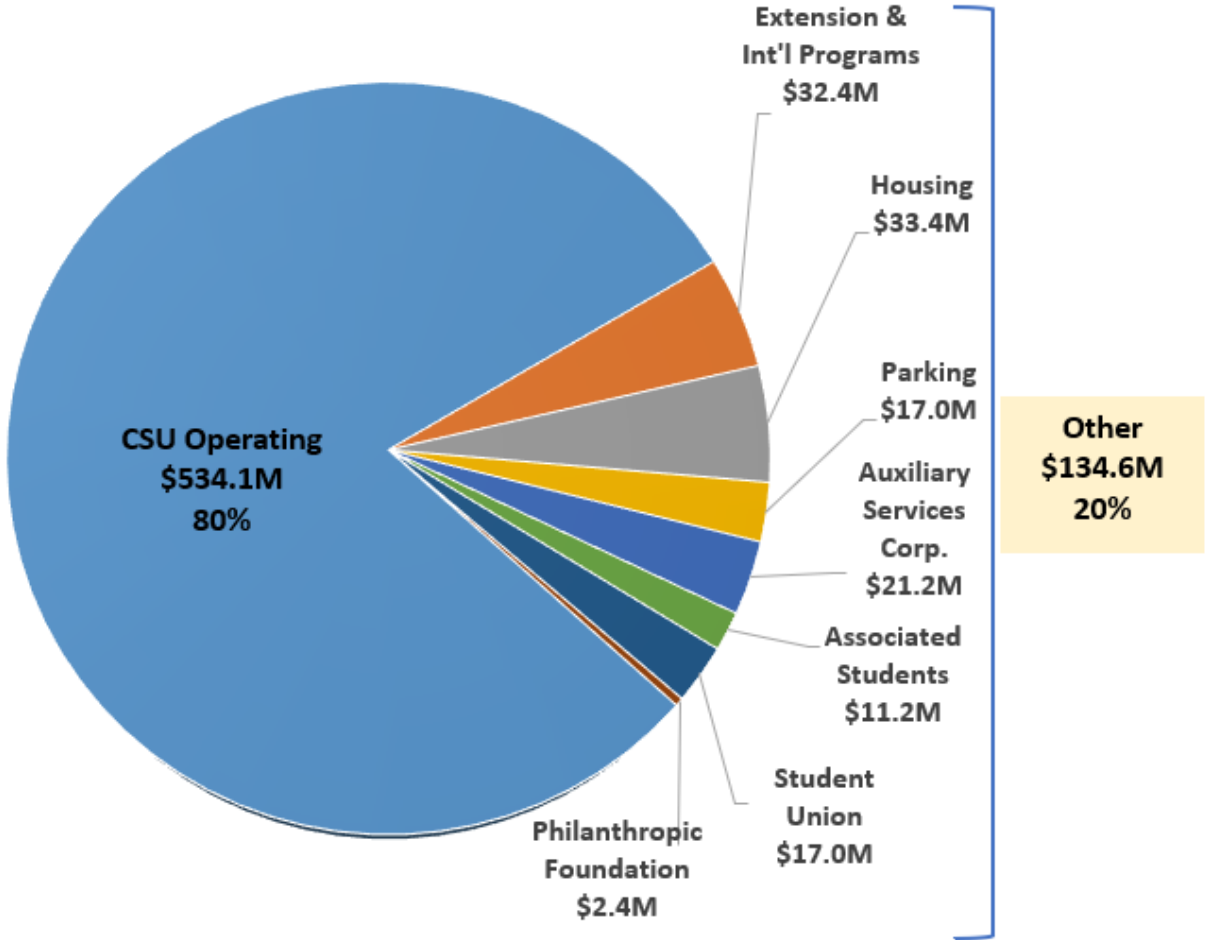


Year	State Allocation	Tuition	Other
2021-22	47.4%	43.0%	9.6%
2020-21	44.0%	46.1%	9.9%
2019-20	45.9%	44.6%	9.5%
2018-19	43.0%	47.1%	9.9%

Year	S&W and Benefits	Oper Exp & Equip
2021-22	74.2%	25.8%
2020-21	67.1%	32.9%
2019-20	70.5%	29.5%
2018-19	70.7%	29.3%

FY 2022-23 Budget Consolidated

Total Campus Budget (\$668.7M)



FY 2022-23 Q3 Financial Performance

FY 2022-23 Operating Funds (3rd Quarter)

Division	Baseline Budget	Revised Budget	Expenditures ⁽¹⁾	Balance ⁽²⁾	%	Projected Year-End Balance ⁽³⁾	FY 2021-22 Year End Balance
Academic Affairs	168,002,869	281,033,531	212,181,852	67,663,816	23%	15,613,145	29,306,473
Administration and Finance	25,007,342	46,594,219	37,624,761	8,856,788	3%	1,265,164	6,101,821
HRDI	6,607,989	10,204,131	8,070,826	2,041,206	1%	336,791	57,993
Information Technology	19,997,346	43,573,693	32,715,391	10,274,215	4%	1,182,790	4,308,463
Office of the President	3,269,016	6,875,937	3,247,810	3,601,769	1%	2,926,650	2,613,101
Student Affairs	29,119,293	69,946,258	40,529,531	29,216,614	10%	12,953,327	14,557,657
University Advancement	8,877,921	17,149,565	12,445,490	4,414,839	2%	2,236,985	3,066,387
University Wide	247,908,133	262,996,056	97,128,842	165,818,750	57%	108,932,124	121,505,714
Total	\$ 508,789,908	\$ 738,373,390	\$ 443,944,503	\$ 291,887,997	100%	\$ 145,446,976	\$ 181,517,609

⁽¹⁾ Expenditures = Actuals + Encumbrances

⁽²⁾ Includes pre-encumbrances of \$2.5M

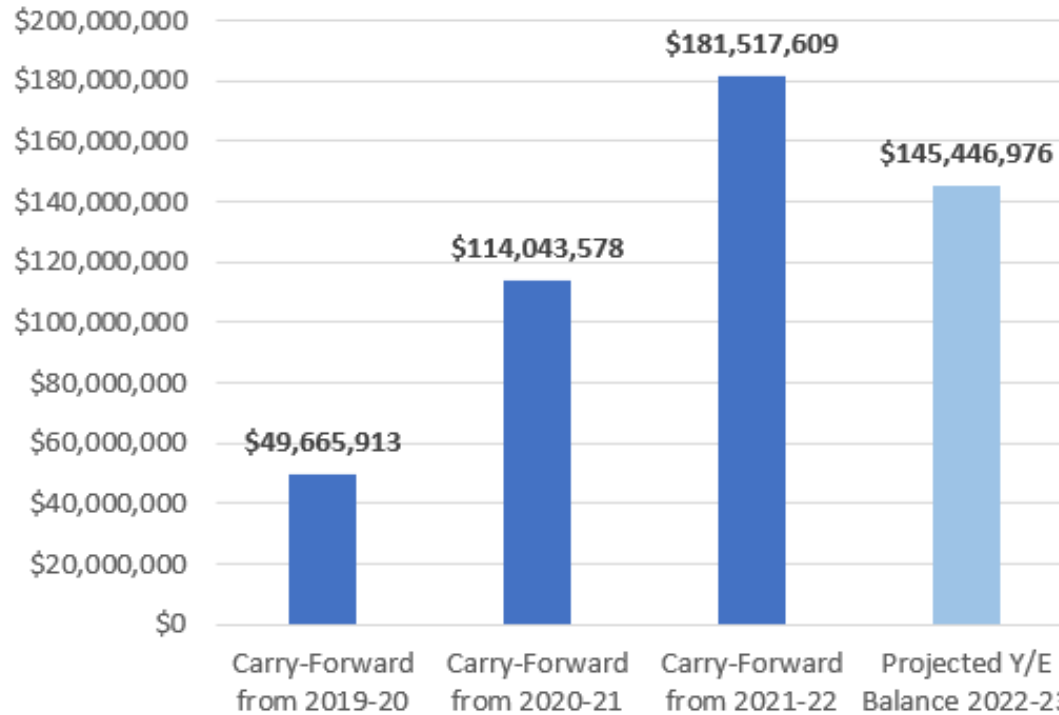
⁽³⁾ Based on Division's Mid Year Report

FY 2022-23 vs 2021-22 Expenditures Operating Funds (3rd Quarter)

Expenditure	FY 2022-23 (3rd Qtr)	FY 2021-22 (3rd Qtr)	Change (%)	FY 2021-22 (YTD)
Salaries and Wages	200,103,556	180,124,358	11%	245,548,215
Benefits	103,098,944	90,792,022	14%	123,362,192
Communications	709,711	635,099	12%	1,079,908
Utilities	9,546,602	6,536,522	46%	7,373,885
Travel	689,164	116,053	494%	214,488
Library Acquisitions	1,589,713	702,541	126%	2,148,300
Financial Aid	58,696,914	53,658,670	9%	60,625,355
Contractual Services	2,525,163	6,590,846	(62%)	3,642,335
Information Technology	16,636,270	15,148,650	10%	14,199,031
Equipment	1,666,794	1,862,664	(11%)	2,503,881
Misc. Operating Expenses	48,507,139	51,140,818	(5%)	45,251,269
Total	\$ 443,944,503	\$ 407,526,206	9%	\$ 505,948,860

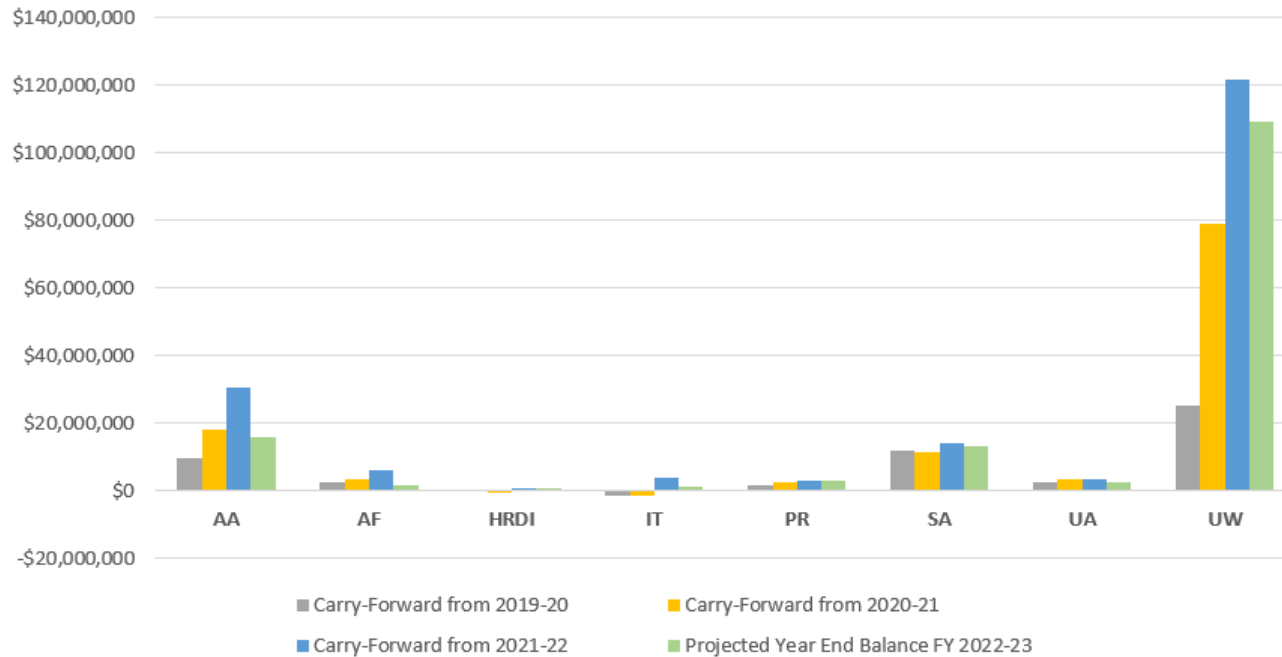
Past Financial Performance

University Carry-Forward for Operating Funds



Fund	Carry-Forward from 2019-20	Carry-Forward from 2020-21	Carry-Forward from 2021-22	Projected Year End Balance FY 2022-23
Operating	47,333,495	110,941,609	177,031,611	142,932,532
Student Success	1,801,585	2,104,396	3,253,768	2,061,110
Lottery	530,834	997,573	1,232,231	453,334
Total	\$ 49,665,913	\$ 114,043,578	\$ 181,517,609	\$ 145,446,976

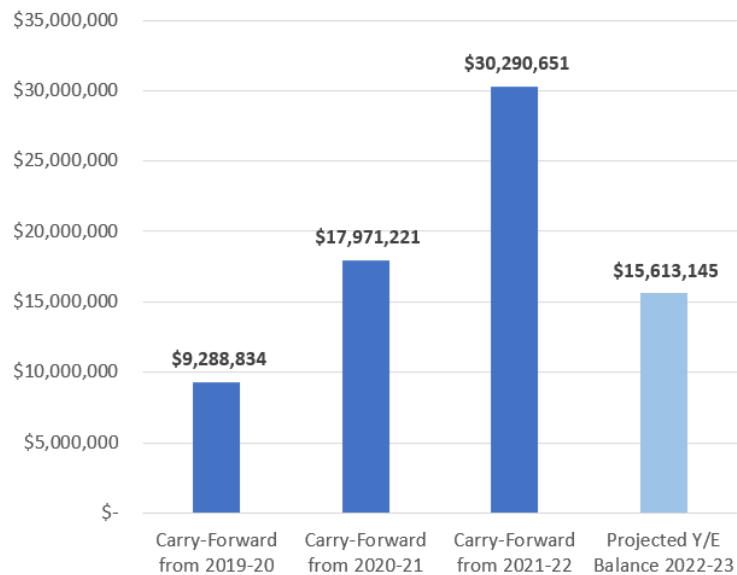
Carry-Forward for Operating Funds



Division	Carry-Forward from 2019-20	Carry-Forward from 2020-21	Carry-Forward from 2021-22	CFWD 2021-22 (Pctg of Base Budget)	Projected Year End Balance FY 2022-23
Academic Affairs	9,288,834	17,971,221	30,290,651	18.0%	15,613,145
Administration and Finance	2,301,912	3,293,116	6,101,821	24.4%	1,265,164
HRDI	(332,800)	(680,884)	57,993	0.9%	336,791
Information Technology	(1,686,586)	(1,765,695)	3,849,369	19.2%	1,182,790
Office of the President	1,338,459	2,144,155	2,576,438	78.8%	2,926,650
Student Affairs	11,607,232	11,259,190	14,069,236	48.3%	12,953,327
University Advancement	2,172,579	3,164,818	3,066,387	34.5%	2,236,985
University Wide					
Designated - Reserves	16,335,398	48,403,787	69,872,163	28.2%	75,000,000
Designated - Other	8,640,885	30,253,870	51,633,551	20.8%	33,932,124
Total	\$ 49,665,913	\$ 114,043,578	\$ 181,517,609		\$ 145,446,976

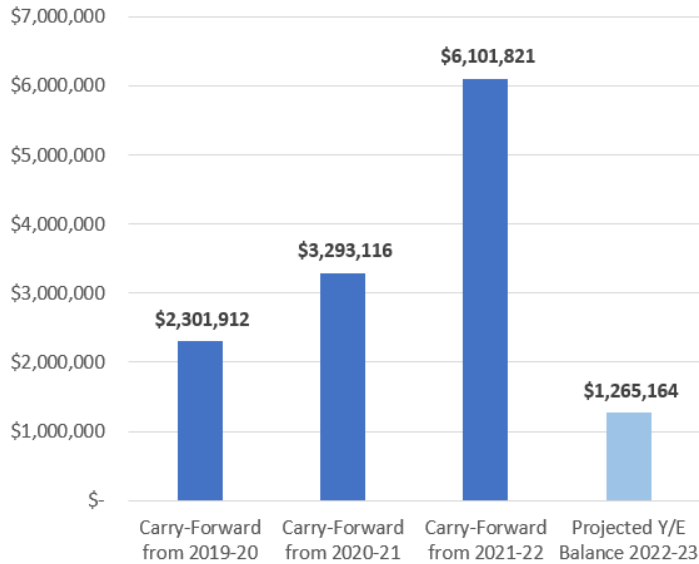
Carry-Forward for Operating Funds

Academic Affairs



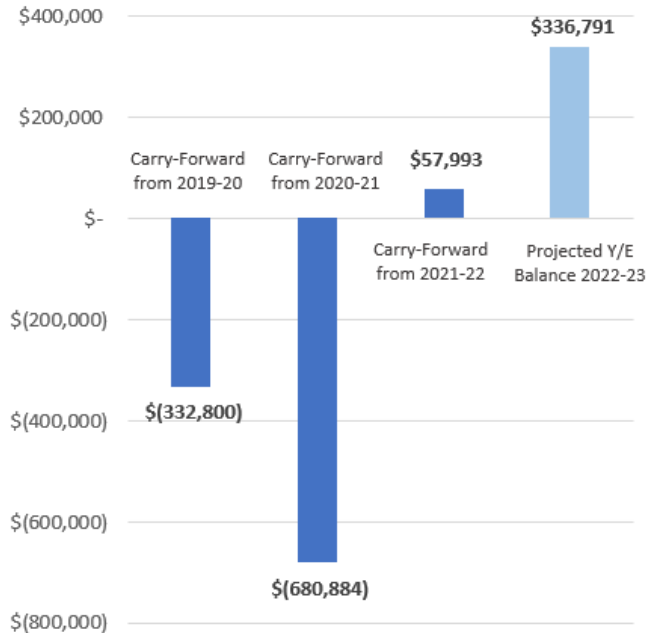
Academic Affairs	Carry-Forward from 2019-20	Carry-Forward from 2020-21	Carry-Forward from 2021-22	CFWD 2021-22 (Pctg of Base Budget)	Projected Year End Balance FY 2022-23
College of Arts	109,460	263,932	(476,734)	-3.2%	(1,783,791)
College of Bus & Economics	(1,055,936)	981,393	2,396,567	9.9%	368,990
College of Communications	(125,876)	(56,066)	209,957	2.2%	(949,973)
College of Education	1,862,914	2,037,123	2,417,002	22.4%	2,810,957
College of Eng & Comp Science	1,050,346	2,198,500	1,821,291	17.2%	1,568,797
College of Health & Human Dev	656,183	1,673,420	2,386,357	11.7%	930,688
College of Humanities & Soc Sc	850,979	1,724,964	1,768,394	4.9%	1,437,425
College of Natural Sci & Math	1,651,307	3,021,368	3,515,215	18.2%	1,178,338
VP Academic Affairs	360,785	1,485,420	13,642,987	175.8%	9,797,336
Library	(46,663)	32,740	612,204	9.7%	(190,931)
Faculty Support Services	491,466	547,002	1,054,391	72.0%	236,701
Student Success	551,946	288,162	604,501	19.4%	406,693
Undergraduate Acad Programs			576,781	52.1%	388,571
Research & Sponsored Proj			207,285	13.7%	(89,673)
Other	2,931,925	3,773,263	(445,547)	-39.1%	(496,983)
Total	\$ 9,288,834	\$ 17,971,221	\$ 30,290,651		\$ 15,613,145

Carry-Forward for Operating Funds Administration & Finance



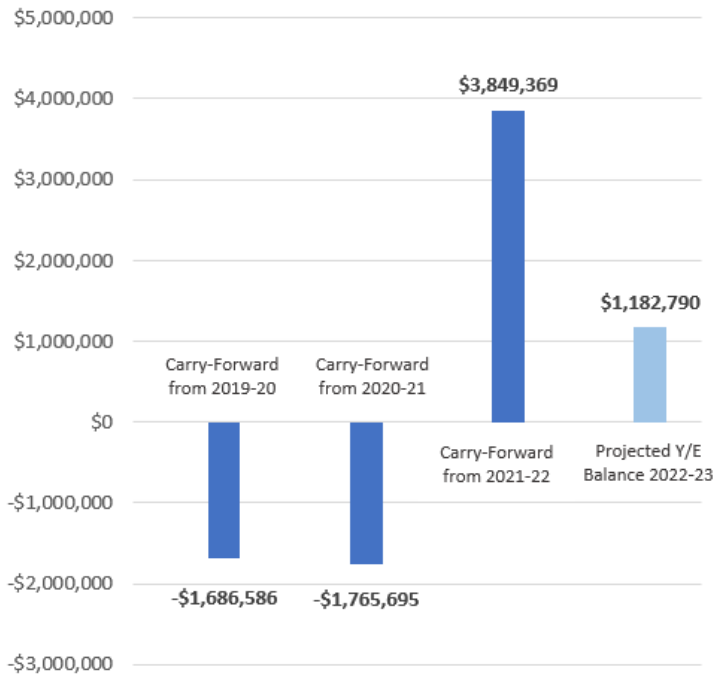
Administration & Finance	Carry-Forward from 2019-20	Carry-Forward from 2020-21	Carry-Forward from 2021-22	CFWD 2021-22 (Pctg of Base Budget)	Projected Year End Balance FY 2022-23
A&F_IT_AND_OD_			154,516	12.2%	137,918
Administration & Finance	1,174,134	810,741	5,303,025	615.6%	1,138,271
Business & Administrative Svcs		298,483	242,763	101.8%	231,199
Contracts & Procurement	802,671	962,266	1,218,703	132.3%	1,171,787
Facilities Management	123,036	319,706	(1,257,464)	-8.2%	157,758
Internal Auditor	9,106	19,027	29,071	18.5%	39,086
Resource Planning & Analysis	147,107	154,764	157,434	20.3%	(29,744)
University Controller	96,778	(26,141)	118,599	3.8%	(428,837)
University Police	(50,920)	754,270	135,173	5.7%	(1,152,274)
Total	\$ 2,301,912	\$ 3,293,116	\$ 6,101,821		\$ 1,265,164

Carry-Forward for Operating Funds HRDI



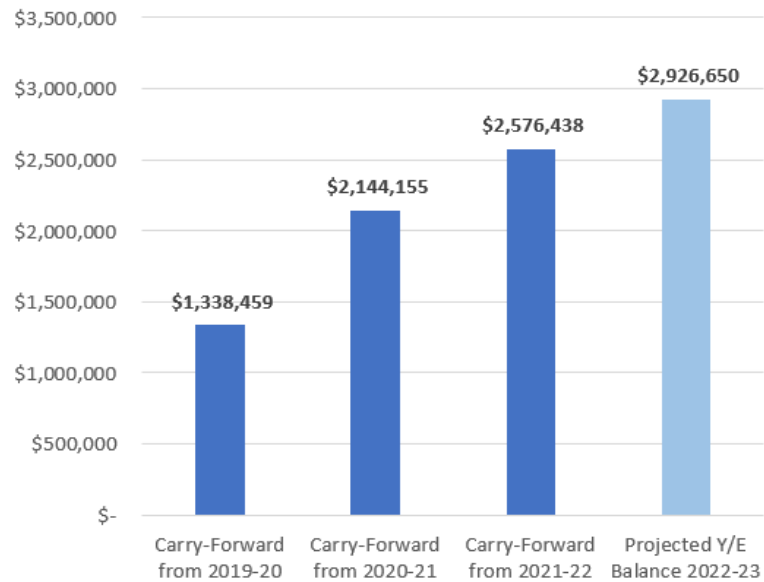
Human Resources, Diversity & Inclusion	Carry-Forward from 2019-20	Carry-Forward from 2020-21	Carry-Forward from 2021-22	CFWD 2021-22 (Pctg of Base Budget)	Projected Year End Balance FY 2022-23
Diversity and Equity	45,957	48,170	(83,228)	-13.1%	(9,208)
HR Services	(209,656)	(251,451)	(1,148,533)	-39.5%	(953,470)
Labor and Employee Relations			(112,780)	-23.4%	(144,275)
Risk Management & Compliance			(25,244)	-4.9%	75,794
Vice President of Human Resrce	(169,101)	(477,603)	1,427,778	69.1%	1,367,950
Total	\$ (332,800)	\$ (680,884)	\$ 57,993		\$ 336,791

Carry-Forward for Operating Funds Information Technology



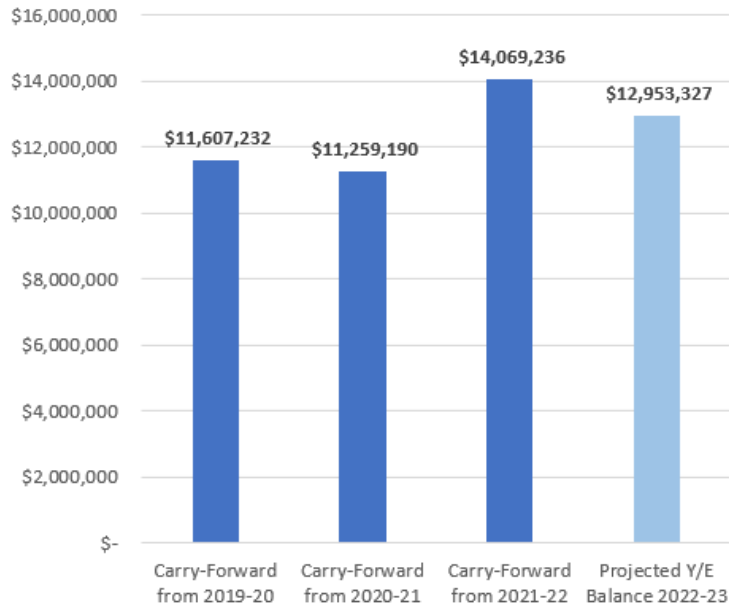
Information Technology	Carry-Forward from 2019-20	Carry-Forward from 2020-21	Carry-Forward from 2021-22	CFWD 2021-22 (Pctg of Base Budget)	Projected Year End Balance FY 2022-23
Information Technology	(1,686,586)	(1,765,695)	3,849,369	19.2%	1,182,790
Total	\$ (1,686,586)	\$ (1,765,695)	\$ 3,849,369		\$ 1,182,790

Carry-Forward for Operating Funds Office of the President



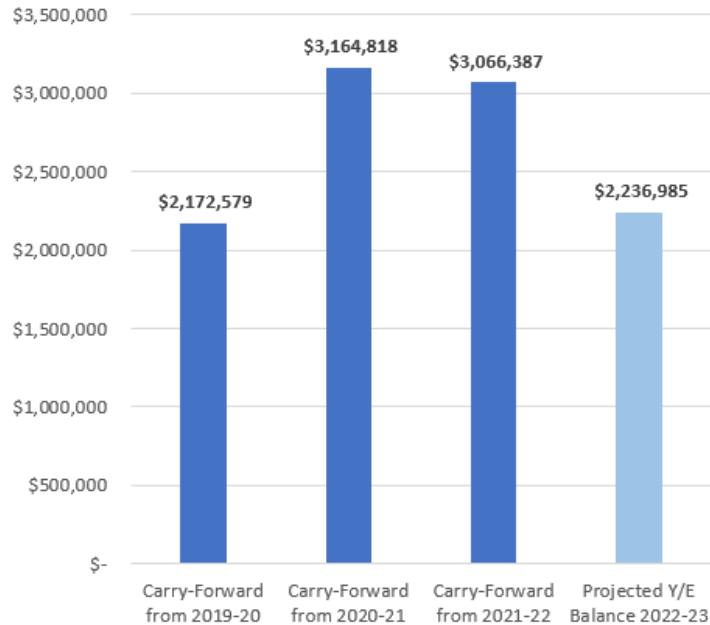
Office of the President	Carry-Forward from 2019-20	Carry-Forward from 2020-21	Carry-Forward from 2021-22	CFWD 2021-22 (Pctg of Base Budget)	Projected Year End Balance FY 2022-23
University Counsel	531,203			-	-
Assessment&Institution_Effect			(36,663)	-3.3%	(14,648)
President	807,256	2,144,155	2,613,101	121.4%	2,941,298
Total	\$ 1,338,459	\$ 2,144,155	\$ 2,576,438		\$ 2,926,650

Carry-Forward for Operating Funds Student Affairs



Student Affairs	Carry-Forward from 2019-20	Carry-Forward from 2020-21	Carry-Forward from 2021-22	CFWD 2021-22 (Pctg of Base Budget)	Projected Year End Balance FY 2022-23
Associated Students, Inc.	19,993	6,943	(78,494)	-60.4%	(169,767)
Athletics	2,047,720	178,387	(412,784)	-7.1%	(30,169)
College Career Path	743,349	899,288	1,331,822	19.6%	1,857,920
Identity and Belonging	1,442,213	1,773,400	1,273,278	31.4%	2,095,558
Student Affairs	7,111,151	1,673,568	4,982,137	102.0%	6,212,980
Wellness and Care	242,806	6,727,604	6,973,278	93.6%	2,986,805
Total	\$ 11,607,232	\$ 11,259,190	\$ 14,069,236		\$ 12,953,327

Carry-Forward for Operating Funds University Advancement



University Advancement	Carry-Forward from 2019-20	Carry-Forward from 2020-21	Carry-Forward from 2021-22	CFWD 2021-22 (Pctg of Base Budget)	Projected Year End Balance FY 2022-23
Central Development	(1,420)	481	421	0.0%	272,222
College & Program Development	(17,180)			0.0%	(294,547)
Commencement	790,922		1,917,411	0.0%	1,736,411
Office of Alumni Engagement	52,614	42,678	75,717	15.6%	15,760
Strategic Communications	5,721	(423)		0.0%	143,700
UA Administration & Finance	35,177	2,426	1,072,838	116.8%	499,956
VP University Advancement	1,306,745	3,119,656		0.0%	(136,517)
Total	\$ 2,172,579	\$ 3,164,818	\$ 3,066,387		\$ 2,236,985

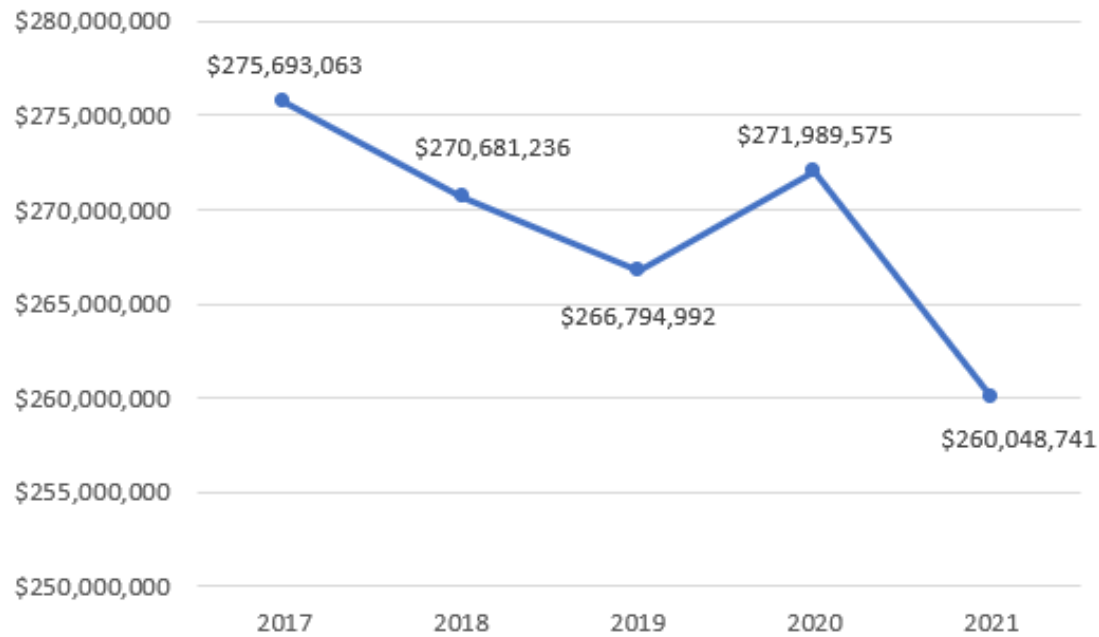
Planned Use of FY 2022-23 Carry-Forward

Division	Planned Use of Carry-Forward	Amount
Academic Affairs	Capital Improvement/Construction	1,037,781
	Equipment Acquisition	150,382
	Other	2,188,272
	Program Development	7,660,638
	Reserves	579,169
	Salaries and Wages	3,996,903
Academic Affairs Total		\$ 15,613,145
Administration & Finance	Reserves	875,851
	Salaries and Wages	389,313
Administration & Finance Total		\$ 1,265,164
HRDI	Reserves	272,760
	Salaries and Wages	64,031
HRDI Total		\$ 336,791
Information Technology	Program Development	1,182,790
Information Technology Total		\$ 1,182,790
Office of the President	Capital Improvement/Construction	178,052
	Other	1,151,484
	Reserves	760,617
	Salaries and Wages	836,497
Office of the President Total		\$ 2,926,650
Student Affairs	Capital Improvement/Construction	3,419,721
	Facilities Maintenance	1,709,861
	Reserves	7,823,745
Student Affairs Total		\$ 12,953,327
University Advancement	Program Development	263,031
	Reserves	686,415
	Salaries and Wages	1,287,538
University Advancement Total		\$ 2,236,985
University Wide	Other	33,932,124
	Reserves	75,000,000
University Wide Total		\$ 108,932,124
Grand Total		\$ 145,446,976

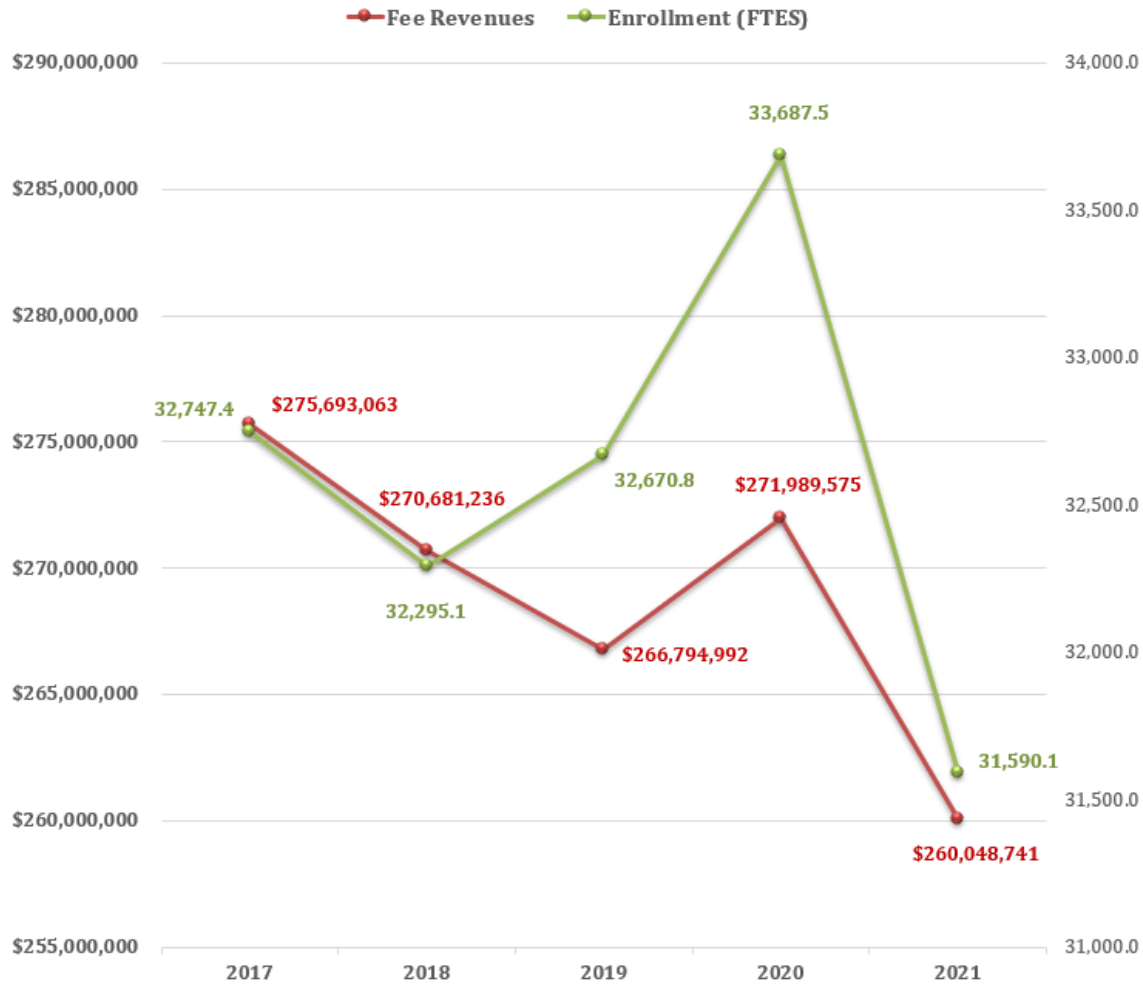
Financial Sustainability Challenges

**Declining Tuition & Fee Revenues
Increasing Expenditures**

Declining Tuition & Fee Revenues



Enrollment FTES and Tuition & Fee Revenues

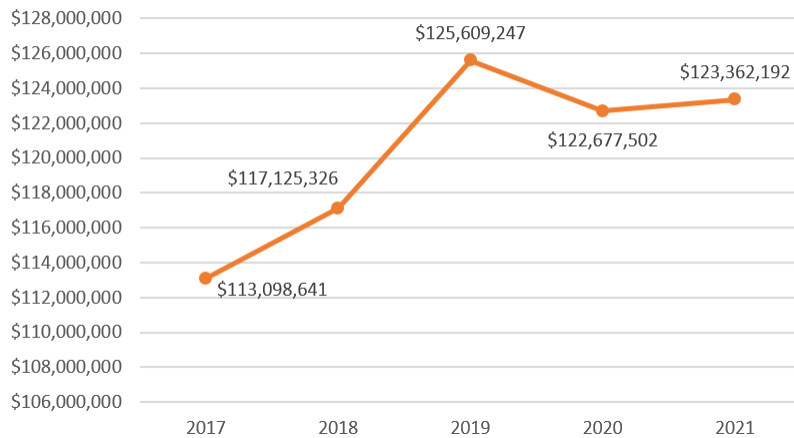


Increasing Expenditures

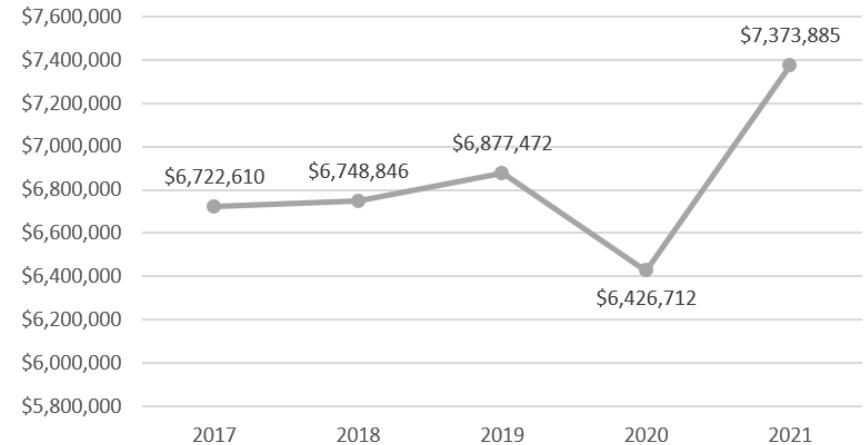
Salaries



Benefits



Utilities



Budget Reports

<https://budget.fullerton.edu/reports>

Resource Planning and Budget

. Reports, Facts, & Figures

LIST OF ANNUAL OPERATING FUND BUDGET

Annual Operating Fund Budget

Current Year

FY 22/23

- [2022-23 3rd Quarter Operating Fund Budget/Expenditure Report](#)  
- [2022-23 2nd Quarter Operating Fund Budget/Expenditure Report](#)  
- [2022-23 1st Quarter Operating Fund Budget/Expenditure Report](#)  
- [2022-23 Baseline Budget by Category](#)  
- [2022-23 Baseline Budget by Program](#)  
- [2022-23 Student Success Budget](#)  

Previous Years

FY 21/22

- [2021-22 4th Quarter Operating Fund Budget/Expenditure Report](#)  

Fiscal Year 2023-24

Budget Update

Governor's Compact Agreement

Proposed Preliminary FY 2023-24 Budget

(in millions)

Budget Item	CSU Request	Governor's Budget	CSUF (Estimate)
Debt Service for CSU Infrastructure Projects		27.0	-
Corporation for Education Network Initiatives in California (CENIC)		0.2	-
State General Fund: Compact	227.3	227.3	14.3
Tuition from Strategic Resident Enrollment Growth	16.1		2.6
State General Fund: Above Compact	286.5		
Total	\$ 529.8	\$ 254.5	\$ 16.9

The End