

California State University Fullerton



Financial Report FY 2022-23



Table of Contents

I.	Foreword	
II.	Fiscal Year 2022-23 Budget	
	a. Fiscal Year 2022-23 Budget (by Fund/Organization)	1
	b. Fiscal Year 2022-23 Budget (by Division)	2
III.	Operating Fund	
	a. Highlights: 2022-23 Operating Fund Budget	3
	b. 2022-23 Operating Fund Baseline Budget (by Program)	4
	c. 2022-23 Operating Fund Baseline Budget (by Category)	5
	d. 2022-23 Operating Fund Budget and Actuals	6-7
	e. General Fund and Resident Enrollment FTES	8
	f. General Fund and Fee Revenue vs. Expenditures	9
IV.	Special and Self-Support Funds	
	a. Student Success	10
	b. Graduation Initiative 2025	11
	c. Lottery	12
	d. Professional and Continuing Education (PaCE)	13
	e. Housing and Residence Life	14
	f. Parking and Transportation Services	15
V.	Auxiliary Organizations	
	a. Auxiliary Services Corporation (ASC)	16
	b. Associated Students, Inc. (ASI)	17
	c. Titan Student Center (TSC)	18
	d. Instructionally Related Activities (IRA)	19
	e. CSF Philanthropic Foundation (CSFPF)	20
VI.	Appendix	
	a. 2022-23 General Fund Allocation per Budgeted FTES	21
	b. Glossary of Budget/Finance Related Terms	22



Foreword

Purpose of this Document

This document is a presentation of California State University, Fullerton's budget and actuals for 2022-23. CSUF budgets are addressed in varying detail, but the main focus of this document is CSUF's Operating Budget. The Operating Budget has two main components: funding from the State of California (General Fund) that is distributed by the California State University Chancellor's Office to CSUF, and student fee revenue.

Scope of Information

Budget presentations in this document are primarily focused on the current fiscal year from an overall University perspective. Financial and budget information relating to specific Divisions, Colleges, Schools, Departments and/or Programs may be obtained by contacting the appropriate Vice President's Office for assistance.

Distribution of this Document

This document can be found on the Resource Planning and Budget website under RP&B [Reports](#).

Published By:

Resource Planning and Budget
Division of Administration & Finance
California State University, Fullerton
Website: [Resource Planning and Budget](#)
Telephone: (657) 278-2512 (Central line)
E-mail: budget@fullerton.edu

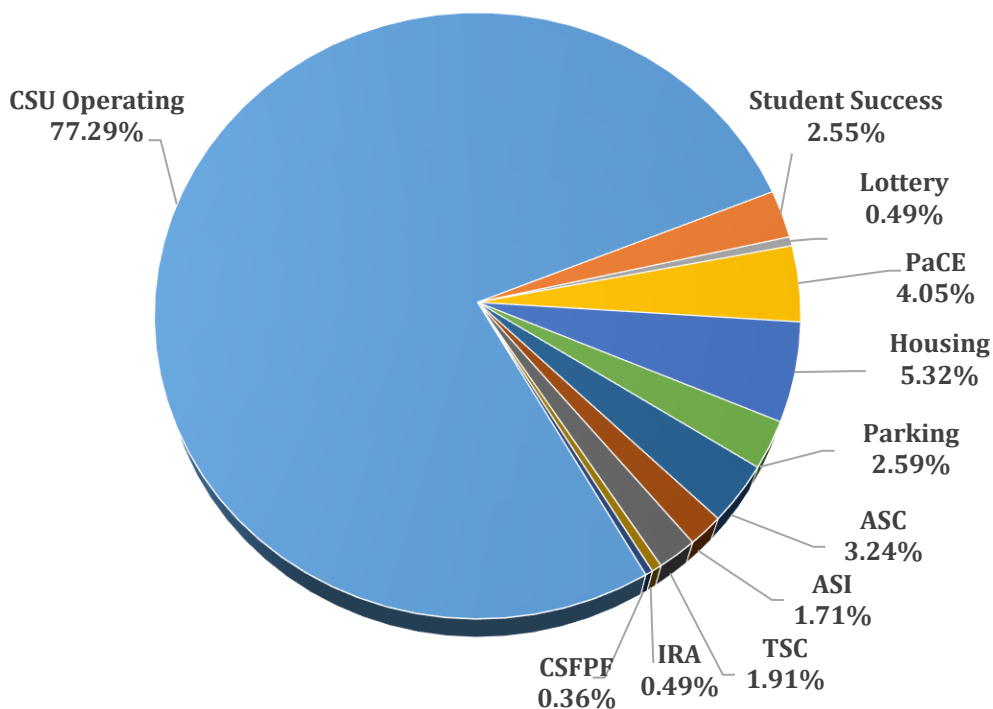


Fiscal Year 2022-23 Budget

Fund/Organization	Amount
CSU Operating ¹	\$ 505,805,908
Student Success	16,684,672
Lottery	3,182,000
Professional and Continuing Education (PaCE)	26,500,000
Housing & Residence Life	34,809,360
Parking & Transportation Services	16,978,442
Auxiliary Services Corp. (ASC)	21,229,037
Associated Students, Inc. (ASI)	11,217,918
Titan Student Center (TSC)	12,500,000
Instructionally Related Activities (IRA)	3,225,000
CSF Philanthropic Foundation (CSFPPF)	2,375,000
Total University	\$ 654,507,337

¹ Consists of State General Fund appropriation, Fee Revenues and GI-2025

FY 2022-23 Budget





Fiscal Year 2022-23 Budget (by Division)

	Office of the President	Academic Affairs	Administration & Finance	Human Resources, Diversity & Inclusion	Information Technology	Student Affairs	University Advancement	University Wide	Total	% of Total
CSU Operating Fund										
Salaries	2,683,996	162,819,314	22,194,067	5,722,094	15,661,070	21,627,666	7,140,181	1,766,407	239,614,795	
Benefits	12,000	-	-	-	-	-	-	134,028,165	134,040,165	
OE&E ⁽¹⁾	697,567	7,980,697	2,813,275	986,107	4,434,676	7,293,015	1,737,740	106,207,870	132,150,948	
Total Operating Fund	\$ 3,393,563	\$ 170,800,011	\$ 25,007,342	\$ 6,708,201	\$ 20,095,746	\$ 28,920,681	\$ 8,877,921	\$ 242,002,443	\$ 505,805,908	77.28%
Other Funds										
Student Success		4,370,997			4,869,622	7,258,544	185,509		16,684,672	2.55%
Lottery		202,232			54,183	673,473		2,252,112	3,182,000	0.49%
Self-Support Operations										
Professional and Continuing Education		26,500,000							26,500,000	4.05%
Housing & Residence Life						34,809,360			34,809,360	5.32%
Parking & Transportation Services			16,978,442						16,978,442	2.59%
Auxiliary Organizations										
Auxiliary Services Corp.			21,229,037						21,229,037	3.24%
Associated Students, Inc.						11,217,918			11,217,918	1.71%
Titan Student Center						12,500,000			12,500,000	1.91%
Instructionally Related Activities						3,225,000			3,225,000	0.49%
CSF Philanthropic Foundation							2,375,000		2,375,000	0.36%
Total, All Funds	\$ 3,393,563	\$ 201,873,240	\$ 63,214,821	\$ 6,708,201	\$ 25,019,551	\$ 98,604,976	\$ 11,438,430	\$ 244,254,555	\$ 654,507,337	100.00%

¹Operating Expenses & Equipment



Operating Fund

- Highlights: 2022-23 Operating Fund Budget
- 2022-23 Operating Fund Baseline Budget (by Program)
- 2022-23 Operating Fund Baseline Budget (by Category)
- 2022-23 Operating Fund Budget and Actuals
- General Fund and Resident Enrollment FTES
- General Fund and Fee Revenue vs. Expenditures



Highlights: 2022-23 Operating Fund Budget

At the end of June 2022, Governor Newsom and the Legislature finalized the State of California’s \$300 billion spending plan for 2022-23. The California State Budget allocated \$365.7 million in ongoing General Fund to the California State University and \$45.1M to be generated from enrollment growth of 9,434 FTES.

Cal State Fullerton received a gross of \$32.5 million (or 7.9% of total allocation) in baseline dollars to increase the campus’ 2022-23 operating fund.

Allocation Type	CSU	CSUF
Mandatory Costs (Health, Retirement, Minimum Wage)	13,962,000	990,000
Operations & Maintenance of New Facilities	3,094,000	296,000
Employee Compensation	173,427,000	11,511,000
Strategic Resident Enrollment Growth (9,434 CSU FTES / 1,100 CSUF FTES)	129,862,000	15,142,000
Graduation Initiative 2025	35,000,000	2,939,000
Student Basic Needs	10,000,000	789,000
Foster Youth Program	12,000,000	839,000
Other Program Adjustments	33,451,000	0
Total FY 2022-23 Base Adjustments	\$410,796,000	\$32,506,000

The CSU also received \$1.1 billion in one-time funding primarily for deferred maintenance, infrastructure, and housing projects at select campuses, and funding towards legislative priorities. Fullerton was the recipient of several one-time funding allocations:

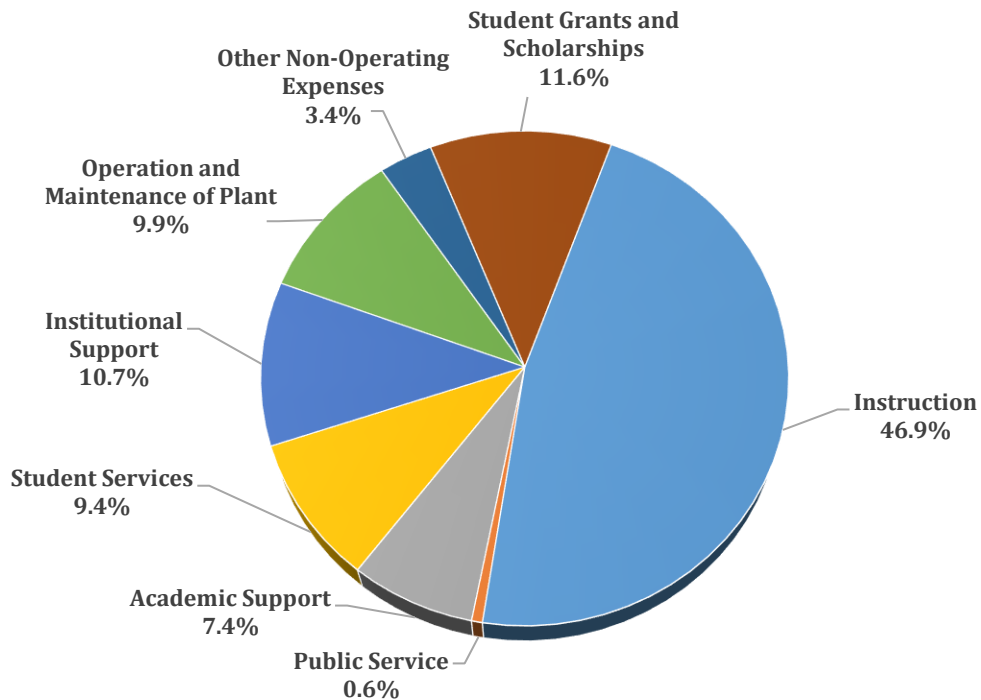
- Student Housing, Phase 5: \$88,900,000
- Engineering and Computer Science Innovation Hub: \$67,500,000



2022-23 Operating Fund Baseline Budget

Sources of Funds	Baseline
State Allocation	268,173,000
Tuition and Fee Revenues	237,632,908
Total	\$ 505,805,908

Uses of Funds (by FIRMS Program)	Baseline
Instruction	237,229,054
Public Service	3,217,917
Academic Support	37,255,877
Student Services	47,684,477
Institutional Support	54,220,903
Operation and Maintenance of Plant	49,967,299
Other Non-Operating Expenses	17,417,381
Student Grants and Scholarships	58,813,000
Total	\$ 505,805,908

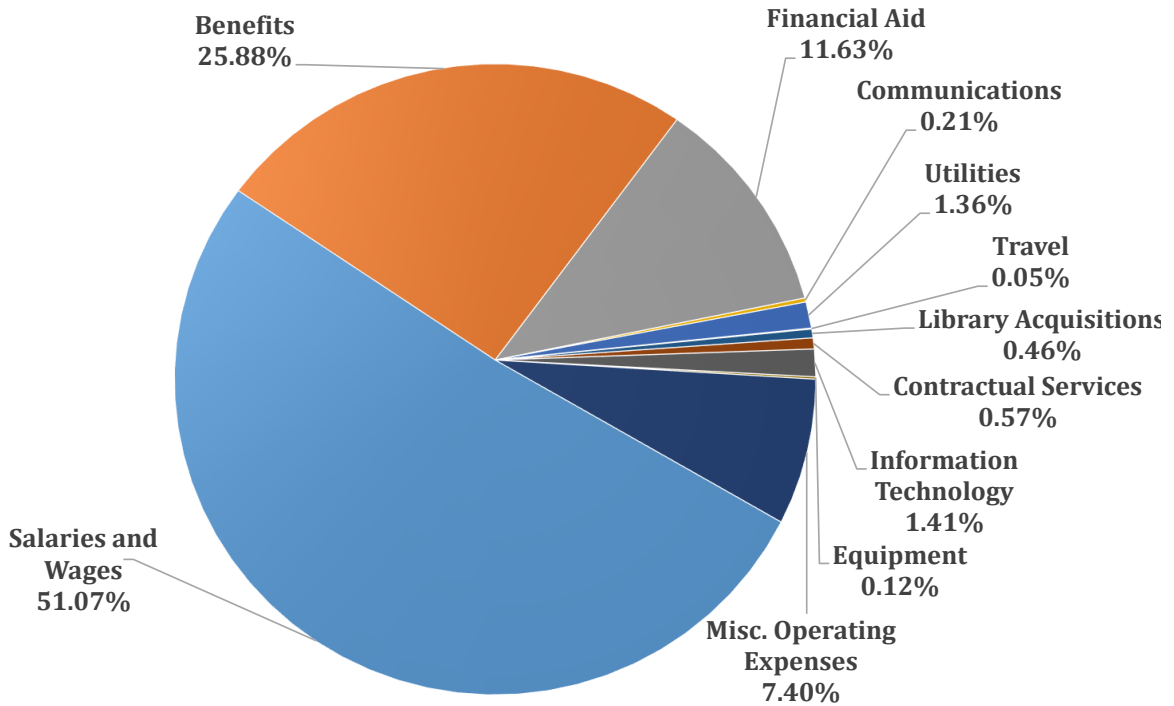




2022-23 Operating Fund Baseline Budget

Sources of Funds	Baseline
State Allocation	268,173,000
Tuition and Fee Revenues	237,632,908
Total	<u>\$ 505,805,908</u>

Uses of Funds (by Category)	
Salaries and Wages	258,327,505
Benefits	130,330,995
Financial Aid	58,813,000
Communications	1,076,786
Utilities	6,875,598
Travel	230,213
Library Acquisitions	2,305,800
Contractual Services	2,869,639
Information Technology	7,138,383
Equipment	587,000
Misc. Operating Expenses	37,250,989
Total	<u>\$ 505,805,908</u>





**2022-23 Operating Fund Budget and Actuals
by Division and Sub-Division/College (Pg 1 of 2)**

Division	Sub-Div/College	Baseline Budget	Revised Budget	Actuals							
				Faculty	Faculty FTE	Dept Chair	Dept Chair FTE	MPP	MPP FTE	Staff	Staff FTE
Academic Affairs	College of Arts			12,804,306	155.88	520,469	4.21	715,597	5.66	2,074,553	35.36
Academic Affairs	College of Bus & Econ			23,897,719	234.02	902,565	5.42	1,353,844	9.93	1,728,496	29.41
Academic Affairs	College of Communications			8,510,431	106.63	443,451	2.98	457,931	3.11	645,091	11.16
Academic Affairs	College of Education			8,496,658	98.57	522,826	4.22	597,287	4.24	1,163,161	21.16
Academic Affairs	College of Eng & Comp Science			8,775,646	100.09	512,776	3.52	540,125	3.20	1,105,806	19.60
Academic Affairs	College of Health & Human Dev			18,172,351	223.82	864,721	6.14	715,422	4.42	1,784,465	28.97
Academic Affairs	College of Humanities & Soc Sc			32,853,563	413.43	1,367,922	10.94	964,418	7.12	2,064,590	44.11
Academic Affairs	College of Natural Sci & Math			14,877,075	184.23	726,403	5.42	508,968	3.17	2,057,696	35.70
Academic Affairs	CSF Irvine Center			-	0.00	-	0.00	-	0.00	-	0.00
Academic Affairs	Extension & International Prog			-	0.00	-	0.00	445,795	4.86	383,315	6.49
Academic Affairs	Faculty Support Services			300,821	3.30	198,312	1.67	264,015	1.76	600,497	10.52
Academic Affairs	Graduate Studies			10,375	0.10	-	0.00	175,784	1.08	107,777	2.13
Academic Affairs	Library			1,893,413	25.61	-	0.00	334,472	2.37	1,407,410	26.22
Academic Affairs	Research & Sponsored Proj			29,319	0.25	-	0.00	532,258	4.50	554,393	8.88
Academic Affairs	Student Success			18,116	0.00	-	0.00	684,081	5.54	1,441,330	30.26
Academic Affairs	Undergraduate Acad Programs			572,426	6.36	-	0.00	184,258	1.12	434,427	7.61
Academic Affairs	VP Academic Affairs			28,952	2.89	-	0.00	1,549,248	9.73	574,263	13.27
Academic Affairs Total		170,800,011	302,997,558	131,241,172	1,555.18	6,059,442	44.51	10,023,503	71.80	18,127,270	330.84
Administration and Finance	A&F_IT_AND_OD_			-	0.00	-	0.00	122,134	1.17	726,216	10.04
Administration and Finance	Administration & Finance			-	0.00	-	0.00	492,848	2.73	87,452	1.17
Administration and Finance	Facilities Management			-	0.00	-	0.00	1,703,089	15.99	10,580,495	190.67
Administration and Finance	Financial Services			-	0.00	-	0.00	1,431,840	11.88	2,680,159	45.22
Administration and Finance	Internal Auditor			-	0.00	-	0.00	149,528	1.08	-	0.00
Administration and Finance	University Police			-	0.00	-	0.00	445,596	3.54	3,104,100	33.93
Administration and Finance Total		25,007,342	53,444,121	0	0.00	0	0.00	4,345,036	36.38	17,178,422	281.03
HRDI	Diversity and Equity			15,500	0.05	-	0.00	522,636	4.77	253,568	4.89
HRDI	HR Services			-	0.00	-	0.00	1,343,693	11.35	1,931,931	33.08
HRDI	Labor and Employee Relations			-	0.00	-	0.00	498,627	4.25	192,918	3.06
HRDI	Risk Management & Compliance			-	0.00	-	0.00	310,792	2.55	258,388	3.95
HRDI	Vice President of Human Resrcr			-	0.00	-	0.00	495,508	2.77	235,581	3.97
HRDI Total		6,708,201	11,688,415	15,500	0.05	0	0.00	3,171,256	25.68	2,872,387	48.94
Information Technology	Information Technology			4,500	0.28	86,808	0.50	3,190,595	24.70	10,348,606	127.65
Information Technology Total		20,095,746	40,669,458	4,500	0.28	86,808	0.50	3,190,595	24.70	10,348,606	127.65
Office of the President	Assessment&Institution_Effect			80,726	0.38	-	0.00	444,890	3.42	839,096	11.62
Office of the President	President			-	0.00	-	0.00	1,021,816	5.73	130,488	2.08
Office of the President Total		3,393,563	7,615,141	80,726	0.38	-	0.00	1,466,706	9.15	969,584	13.70
Student Affairs	Associated Students, Inc.			4,415	0.13	-	0.00	84,682	0.50	-	0.00
Student Affairs	Athletics			1,859,213	26.30	-	0.00	2,589,311	18.22	1,245,696	21.78
Student Affairs	College Career Path			-	0.00	-	0.00	1,484,913	13.77	4,597,570	85.99
Student Affairs	Identity and Belonging			-	0.00	-	0.00	576,220	7.79	1,607,560	27.00
Student Affairs	Student Affairs Sub-Division			-	0.00	-	0.00	1,210,980	8.05	658,445	12.05
Student Affairs	Wellness and Care			1,973,825	23.82	-	0.00	1,590,006	14.32	6,084,541	82.42
Student Affairs Total		28,920,681	66,620,747	3,837,452	50.24	0	0.00	7,536,112	62.66	14,193,812	229.23
University Advancement	Central Development			-	0.00	-	0.00	854,381	8.59	520,971	10.22
University Advancement	College & Program Development			-	0.00	-	0.00	1,178,516	9.42	401,053	7.81
University Advancement	Government&Community Relations			-	0.00	-	0.00	357,340	3.17	51,118	1.13
University Advancement	Office of Alumni Engagement			-	0.00	-	0.00	306,309	2.71	93,273	1.94
University Advancement	Strategic Communications			-	0.00	-	0.00	882,677	8.52	1,017,288	14.82
University Advancement	UA Administration & Finance			189,670	1.29	-	0.00	894,183	8.15	403,750	6.91
University Advancement	VP University Advancement			-	0.00	-	0.00	523,900	3.17	73,318	1.44
University Advancement Total		8,877,921	18,583,434	189,670	1.29	0	0.00	4,997,306	43.72	2,560,770	44.26
University-Wide	All University			6,186	0.02	-	0.00	322,852	2.41	1,101,426	14.00
University-Wide	Central Accounting & Budgeting			-	0.00	-	0.00	-	0.00	-	0.00
University-Wide	Firms Program Departments			1,217,616	0.00	-	0.00	-	0.00	102,748	0.00
University-Wide Total		242,002,443	232,441,771	1,223,802	0.02	0	0.00	322,852	2.41	1,204,174	14.0042
Operating Fund Total		\$ 505,805,908	\$ 734,060,644	\$ 136,592,821	1,607.43	\$ 6,146,250	45.01	\$ 35,053,366	276.50	\$ 67,455,024	1,089.66

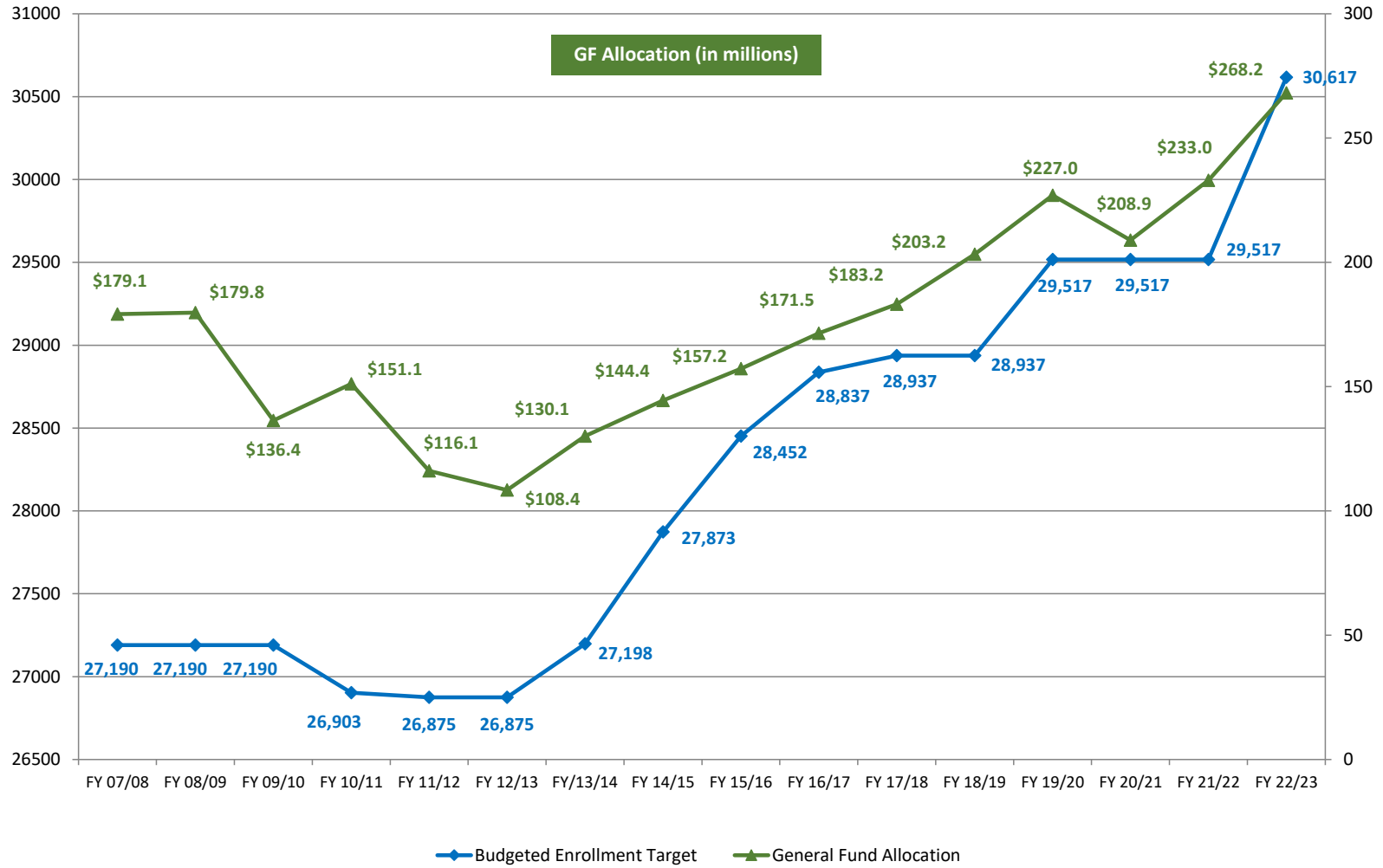


**2022-23 Operating Fund Budget and Actuals
by Division and Sub-Division/College (Pg 2 of 2)**

Division	Sub-Div/College	Baseline Budget	Revised Budget	Actuals								
				Student	Student FTE	Temp Help	Temp Help FTE	Overtime	Benefits	Oper Exp	Total (\$)	Total (FTE)
Academic Affairs	College of Arts			260,803	8.46	252,617	4.52	79,655	8,468,338	843,638	26,019,976	214.09
Academic Affairs	College of Bus & Econ			412,863	14.80	1,076,226	19.14	3,270	14,468,014	1,185,442	45,028,440	312.70
Academic Affairs	College of Communications			353,576	11.42	-	-	3,414	5,668,727	340,463	16,423,085	135.29
Academic Affairs	College of Education			238,743	8.26	92,067	1.40	2,029	5,111,912	782,366	17,007,049	137.84
Academic Affairs	College of Eng & Comp Science			824,206	22.57	84,194	1.58	45,103	5,818,720	956,615	18,663,191	150.56
Academic Affairs	College of Health & Human Dev			284,158	8.27	457,374	6.83	16,880	11,389,294	1,889,857	35,574,521	278.44
Academic Affairs	College of Humanities & Soc Sc			493,947	15.45	262,822	4.48	7,245	20,716,792	1,084,607	59,815,905	495.53
Academic Affairs	College of Natural Sci & Math			1,163,959	31.63	104,507	2.13	-	10,090,425	2,121,700	31,650,733	262.27
Academic Affairs	CSF Irvine Center			-	0.11	-	-	-	-	-	-	0.11
Academic Affairs	Extension & International Prog			14,736	1.22	-	-	5,606	534,108	39,150	1,422,710	12.57
Academic Affairs	Faculty Support Services			58,981	1.93	-	-	-	663,111	255,071	2,340,808	19.17
Academic Affairs	Graduate Studies			43,357	1.49	10,836	0.20	-	167,857	82,516	598,502	5.00
Academic Affairs	Library			445,601	15.67	16,834	0.17	777	2,153,631	2,995,133	9,247,270	70.04
Academic Affairs	Research & Sponsored Proj			-	0.03	93,512	1.16	-	659,445	145,627	2,014,553	14.82
Academic Affairs	Student Success			162,145	5.21	60,707	0.75	-	1,375,218	188,209	3,929,806	41.76
Academic Affairs	Undergraduate Acad Programs			73,684	2.95	-	0.04	-	627,225	72,490	1,964,510	18.07
Academic Affairs	VP Academic Affairs			98,673	3.50	5,710	0.04	-	1,058,534	1,880,682	5,196,062	29.42
Academic Affairs Total		170,800,011	302,997,558	4,929,433	152.94	2,517,405	42.42	163,980	88,971,350	14,863,565	276,897,120	2,197.68
Administration and Finance	A&F_IT_AND_OD_			5,120	0.50	217,276	4.28	-	617,513	158,695	1,846,955	15.99
Administration and Finance	Administration & Finance			33,301	1.08	-	-	-	288,350	78,218	980,169	4.97
Administration and Finance	Facilities Management			167,819	5.44	324,655	6.62	685,805	8,197,003	4,480,382	26,139,249	218.72
Administration and Finance	Financial Services			331,077	10.92	149,967	2.98	31,455	2,337,285	823,632	7,785,416	71.00
Administration and Finance	Internal Auditor			-	-	-	-	-	85,135	615	235,278	1.08
Administration and Finance	University Police			476,521	14.22	172,611	4.60	911,901	2,439,749	1,375,621	8,926,099	56.29
Administration and Finance Total		25,007,342	53,444,121	1,013,839	32.15	864,509	18.49	1,629,161	13,965,036	6,917,163	45,913,166	368.04
HRDI	Diversity and Equity			35,397	1.09	57,528	0.61	-	427,125	131,717	1,443,471	11.41
HRDI	HR Services			63,298	2.28	234,759	3.63	3,259	1,880,205	627,559	6,084,703	50.33
HRDI	Labor and Employee Relations			-	-	-	-	-	334,810	57,353	1,083,708	7.31
HRDI	Risk Management & Compliance			-	-	59,296	1.84	-	373,142	47,130	1,048,749	8.34
HRDI	Vice President of Human Resrcr			47,627	1.54	14,761	0.41	147	375,637	183,921	1,353,183	8.68
HRDI Total		6,708,201	11,688,415	146,323	4.91	366,344	6.48	3,406	3,390,919	1,047,680	11,013,814	86.06
Information Technology	Information Technology			475,092	16.70	860,789	15.12	26,679	8,231,979	11,040,054	34,265,102	184.95
Information Technology Total		20,095,746	40,669,458	475,092	16.70	860,789	15.12	26,679	8,231,979	11,040,054	34,265,102	184.95
Office of the President	Assessment&Institution_Effect			7,038	0.30	-	-	-	717,073	303,493	2,392,315	15.71
Office of the President	President			23,466	0.81	16,000	0.16	-	464,210	458,582	2,114,563	8.78
Office of the President Total		3,393,563	7,615,141	30,504	1.10	16,000	0.16	-	1,181,283	762,075	4,506,878	24.49
Student Affairs	Associated Students, Inc.			292,447	9.16	-	-	-	45,225	138,228	564,996	9.79
Student Affairs	Athletics			78,683	4.35	85,648	2.42	5,842	2,975,792	646,349	9,486,535	73.06
Student Affairs	College Career Path			693,379	23.29	103,448	2.04	2,980	3,746,490	1,050,135	11,678,914	125.08
Student Affairs	Identity and Belonging			381,844	12.59	77,254	1.75	878	1,346,738	730,034	4,720,530	49.12
Student Affairs	Student Affairs Sub-Division			44,832	1.29	7,535	0.12	-	880,224	310,551	3,112,567	21.51
Student Affairs	Wellness and Care			491,920	16.47	766,995	11.35	5,417	5,896,260	1,023,584	17,832,546	148.37
Student Affairs Total		28,920,681	66,620,747	1,983,105	67.14	1,040,880	17.67	15,117	14,890,729	3,898,882	47,396,088	426.94
University Advancement	Central Development			36,722	1.40	87,848	2.03	-	761,909	1,442,050	3,703,882	22.24
University Advancement	College & Program Development			26,129	0.84	70,268	0.89	5,210	866,118	150,832	2,698,126	18.96
University Advancement	Government&Community Relations			14,020	0.44	-	-	-	245,922	219,612	888,012	4.73
University Advancement	Office of Alumni Engagement			34,888	1.20	-	0.40	473	209,177	30,849	674,969	6.24
University Advancement	Strategic Communications			80,464	2.71	-	-	-	1,088,923	281,177	3,350,528	26.05
University Advancement	UA Administration & Finance			366,705	11.09	84,942	1.62	91	816,712	774,216	3,530,269	29.05
University Advancement	VP University Advancement			53,900	1.68	-	0.09	-	332,450	73,226	1,056,794	6.37
University Advancement Total		8,877,921	18,583,434	612,827	19.35	243,058	5.02	5,774	4,321,212	2,971,963	15,902,580	113.64
University-Wide	All University			68,380	2.25	55,239	0.54	209,997	748,781	88,124,080	90,636,940	19.22
University-Wide	Central Accounting & Budgeting			(1,438,704)	-	-	-	-	(2,766)	24,561,640	23,120,169	-
University-Wide	Firms Program Departments			-	-	-	-	-	811,735	-	2,132,099	-
University-Wide Total		242,002,443	232,441,771	(1,370,324)	2.25	55,239	0.54	209,997	1,557,750	112,685,719	115,889,208	19.22
Operating Fund Total		\$ 505,805,908	\$ 734,060,644	\$ 7,820,797	296.54	\$ 5,964,225	105.89	\$ 2,054,113	\$ 136,510,258	\$ 154,187,101	\$ 551,783,955	3,421.03



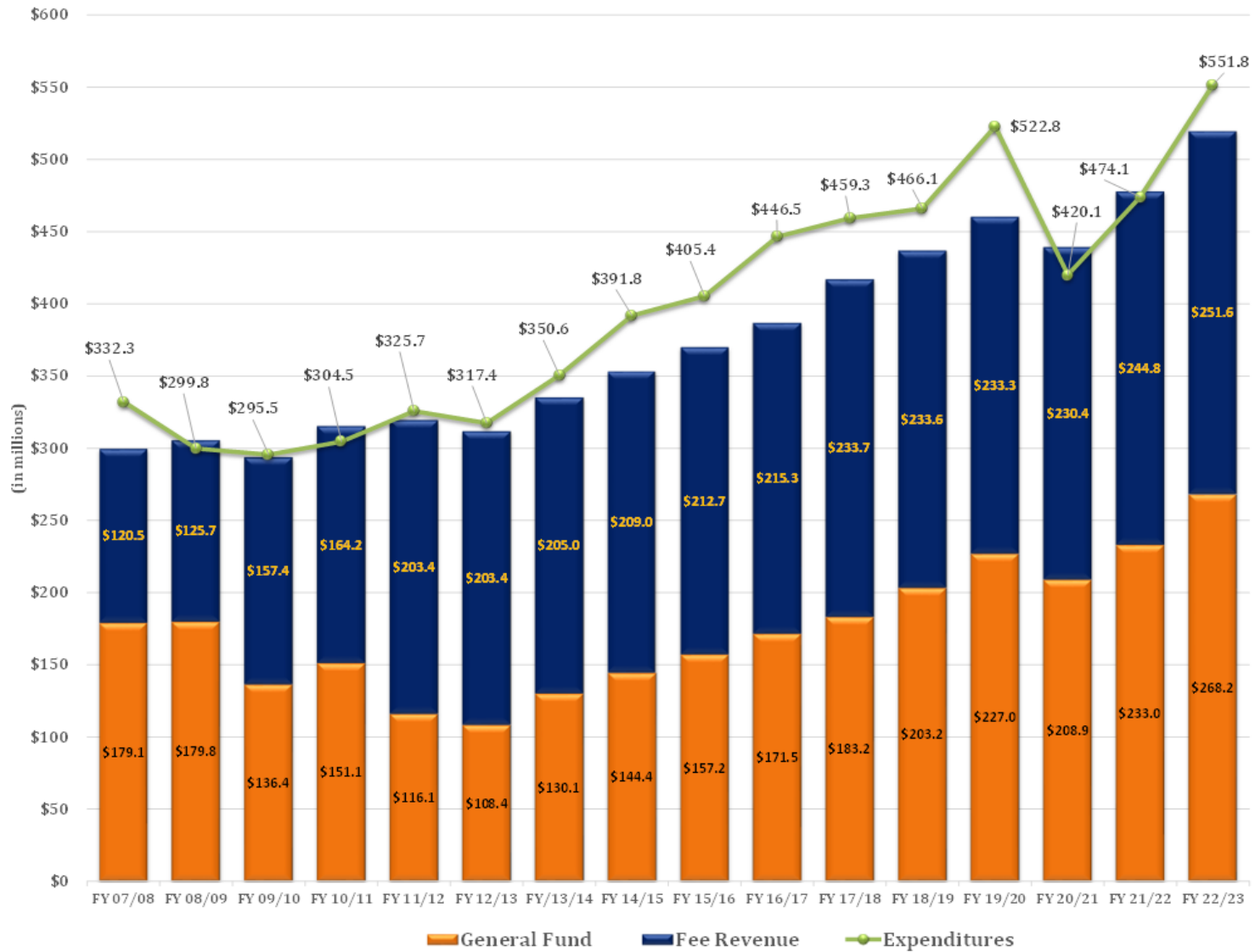
**General Fund and Resident Enrollment FTES
FY 2007-08 to 2022-23**





CALIFORNIA STATE UNIVERSITY
FULLERTON

General Fund and Fee Revenue vs. Expenditures FY 2007-08 to 2022-23





Special and Self-Support Funds

- Student Success
- Graduation Initiative 2025
- Lottery
- Professional and Continuing Education (PaCE)
- Housing and Residence Life
- Parking and Transportation Services



CALIFORNIA STATE UNIVERSITY
FULLERTON

**Student Success
FY 2022-23 Actuals**

Revenues

Student Fees	16,571,145
Other Revenue	172,961

Total Revenues \$ 16,744,106

Expenses (by Program)

Support Academic Progress	3,513,152
Students Path to Graduation	1,885,532
Support Titan Pride	2,647,436
Student Centered Spaces	2,594,500
Embrace Diversity & Veterans	1,847,746
Improve Instructional Experience	2,354,770
Access Upgraded Technology	2,870,081

Total Expenses \$ 17,713,217

Net \$ (969,111)*

*Deficit funded from Reserves



**Graduation Initiative 2025
FY 2022-23 Actuals**

Revenues

Allocation	14,227,356
Compensation Increases	154,963
Adjustment	(291,613)

Total Revenues \$ 14,090,706

Expenses

Completion Grants	411,461
Advising	1,101,181
Data Capabilities	1,343,833
Academic Remediation	164
Enrollment Management	144,922
Outreach	301,166
Increase Class Offering	347,610
Innovation Grants	22,354
Academic Preparation	287,502
New Faculty Hiring/Density	3,963,604
High Impact Practices	603,691
First Year Experience	701
Other/Academic Support	1,993,039
Basic Needs Initiatives	578,061
Mental Health	457,469
Re-Enrollment Campaign	-
Summer & Intersession	-

Total Expenses \$ 11,586,358

Net **\$ 2,504,348**



CALIFORNIA STATE UNIVERSITY
FULLERTON

Lottery Fund
FY 2022-23 Actuals

Revenues

CSU Allocation	3,182,000
CSU Allocation (specific programs)	112,000
Interest Income	5,616

Total Revenues \$ 3,299,616

Expenses

Academic Affairs	157,598
Administration and Finance	-
Information Technology	7,656
Student Affairs	850,760
University Wide	1,871,797

Total Expenses \$ 2,887,810

Net \$ 411,806



CALIFORNIA STATE UNIVERSITY
FULLERTON

**Professional and Continuing Education (PaCE)*
FY 2022-23 Actuals**

Revenues

PaCE Fees	27,523,707
Investments	82,561
Other	20,237
ASC: Non-Credit Programs	904,968

Total Revenues \$ 28,531,473

Expenses

Salaries & Wages	11,759,623
Benefits	2,741,456
Communications	29,404
Travel	12,451
State Pro Rata Charges	67,274
Contractual Services	31,608
Information Technology	91,953
Services from Other Funds/Agencies	388,902
Misc. Operating Expenses	12,085,590
Expenditure Adjustments	(7,570)
ASC: Non-Credit Programs	986,895

Total Expenses \$ 28,187,588

\$ 343,886



**Housing and Residence Life
FY 2022-23 Actuals**

Revenues

Gifts Grants and Contracts	1,213,683
Sales and Services of Auxiliary Enterprises	36,662,317
Transfers In From Other Funds/Appropriations	16,463
Investments	136,839
Other	28,377
Total Revenues	\$ 38,057,679

Expenses

Salaries & Wages	3,142,084
Benefits	1,759,510
Communications	36,285
Utilities	1,930,788
State Pro Rata Charges	11,741
Contractual Services	304,077
Information Technology	99,684
Services from Other Funds/Agencies	512,483
Equipment	1,697
Misc. Operating Expenses	11,511,036
Operating Transfers Out	16,821,940
Total Expenses	\$ 36,159,560

Net \$ 1,898,119



**Parking and Transportation Services
FY 2022-23 Actuals**

Revenues	Parking	Fines & Forfeitures	Total
Gifts Grants and Contracts	296,101	-	296,101
Sales and Services of Auxiliary Enterprises	14,320,225	1,069,650	15,389,875
Transfers In From Other Funds/Appropriations	6,461	-	6,461
Investments	77,771	5,656	83,426
Other	4,126	-	4,126
Total Revenues	\$ 14,704,683	\$ 1,075,306	\$ 15,779,988
Expenses			
Salaries & Wages	1,572,927	51,645	1,624,573
Benefits	951,638	-	951,638
Communications	60,203	-	60,203
Utilities	366,975	2,006	368,980
Travel	11,631	-	11,631
State Pro Rata Charges	11,741	-	11,741
Contractual Services	237,870	93,953	331,823
Information Technology	67,260	-	67,260
Services from Other Funds/Agencies	537,852	3,358	541,210
Misc. Operating Expenses	4,377,428	-	4,377,428
Operating Transfers Out	8,728,070	-	8,728,070
Total Expenses	\$ 16,924,106	\$ 288,721	\$ 17,212,827
Net	\$ (2,219,423)	\$ 786,585	\$ (1,432,838) *

*Deficit funded from Reserves



Auxiliary Organizations

- Auxiliary Services Corporation (ASC)
- Associated Students, Inc. (ASI)
- Titan Student Center (TSC)
- Instructionally Related Activities (IRA)
- CSF Philanthropic Foundation (CSFPF)



**Auxiliary Services Corporation (ASC)
FY 2022-23 Actuals**

Revenues

Enterprise Activities

Sales	16,168,316
Commissions Income	1,545,214

General Activities

Rental Property	21,419,212
Investment/Interest Income	383,258
Administrative Services	1,584,318
Net Unrealized/Realized Gains/(Losses) on Investments	1,957

Total Revenues \$ 41,102,275

Expenses

Salaries & Wages	7,787,869
Benefits	1,245,634
Operating Expenses	11,969,724
Cost of Goods Sold	11,151,512

Total Expenses \$ 32,154,739

Net **\$ 8,947,536**



**Associated Students, Inc. (ASI)
FY 2022-23 Actuals**

Revenues

Student Activity fees	6,638,851
In-Kind Contribution of Facilities	5,691,386
Grants and Contributions	1,400,695
Student Center Fees	76,861
Other	279,097
Children's Center Tuition	597,565
Administrative Fees	2,252,988

Total Revenues \$ 16,937,443

Expenses

Program Services

Student Services	9,433,563
Children's Center	2,973,531

Supporting Services

Public Services	162,853
General and Administrative	3,852,033

Total Expenses \$ 16,421,980

Net \$ 515,463



**Titan Student Center (TSC)
FY 2022-23 Actuals**

Revenues

Student Activity Fees	11,073,066
In-Kind Contribution of Facilities	2,737,139
Grants and Contributions	137,621
Student Center Fees	1,331,564
Other	438,266

Total Revenues \$ 15,717,656

Expenses

Program Services

Student Services	4,011,341
Student Recreation Center	3,847,138

Supporting Services

Building Services	4,607,956
General and Administrative	2,437,625

Total Expenses \$ 14,904,060

Net

\$ 813,596



**Instructionally Related Activities (IRA)
FY 2022-23 Actuals**

Revenues

Student Activity Fees	3,210,963
Investment Income	19,381
Other	(0)

Total Revenues \$ 3,230,345

Expenses

Contractual Services Group	128,240
Misc. Operating Expenses	3,320,889

Total Expenses \$ 3,320,889

Net \$ (90,545) *

*Deficit funded from Reserves



**Cal State Fullerton Philanthropic Foundation (CSFPF)
FY 2022-23 Actuals**

Revenues

Investment Income	2,937,699
Other Income	830

Total Revenues \$ 2,938,529

Expenses

Professional Services	129,488
General, Administrative, and Office Expenses	1,372,032
Compensation and Benefits	123,131
Conferences and Travel	15,766

Total Expenses \$ 1,640,417

Net \$ 1,298,112



Appendix

- 2022-23 General Fund Allocation per Budgeted FTES
- Glossary of Budget/Finance Related Terms



CALIFORNIA STATE UNIVERSITY
FULLERTON

2022-23 General Fund Allocation per Budgeted FTES

Campus	General Fund Allocation	FTES Target	Dollar Average Per FTES
Maritime	\$39,350,000	1,418	\$27,750
Channel Islands	\$97,120,000	6,135	\$15,830
Monterey Bay	\$97,074,000	6,378	\$15,220
Humboldt	\$105,864,000	7,603	\$13,924
Bakersfield	\$103,615,000	8,542	\$12,130
San Marcos	\$117,111,000	9,979	\$11,736
Stanislaus	\$97,892,000	8,427	\$11,616
Dominguez Hills	\$132,053,000	11,723	\$11,264
Los Angeles	\$207,265,000	18,900	\$10,966
Sonoma	\$87,627,000	8,429	\$10,396
San Luis Obispo	\$184,867,000	17,975	\$10,285
Pomona	\$200,568,000	19,653	\$10,205
Fresno	\$208,483,000	20,675	\$10,084
East Bay	\$124,010,000	12,522	\$9,903
Northridge	\$279,835,000	28,533	\$9,807
Chico	\$151,499,000	15,560	\$9,736
San Bernardino	\$159,914,000	16,489	\$9,698
San Jose	\$221,068,000	23,891	\$9,253
Long Beach	\$284,658,000	30,787	\$9,246
Sacramento	\$222,799,000	24,371	\$9,142
San Diego	\$265,036,000	29,116	\$9,103
San Francisco	\$220,054,000	24,582	\$8,952
Fullerton	\$268,173,000	30,617	\$8,759

Fullerton is the lowest funded campus (\$/FTE)



Glossary of Budget/Finance Related Terms

Baseline Budget: Permanent operating budget given to a unit to continuously carry out the basic, ongoing CSUF mission from one fiscal year to another.

FIRMS: The Financial Information Record Management System is a corporate financial information management system that allows the Chancellor's Office (C.O.) to fulfill its system-wide financial reporting requirements from campus-collected data. FIRMS is used to report end-of-period accounting data as well as to submit budget proposals.

Fiscal Year: For the State of California, and therefore the CSU and CSUF, the fiscal year begins on July 1 and ends on June 30.

Fund: Per Executive Order 1000, a "Fund" is defined as a fiscal and accounting entity with a self-balancing set of accounts recording cash and other financial resources, all related liabilities, and residual equities or balances, and changes therein, which are segregated for the purpose of carrying on specific activities or attaining certain objectives.

General Fund: The primary state fund from which ongoing expenses of state government are paid.

Graduation Initiative 2025: Initiative to increase graduation rates for all CSU students while eliminating opportunity and achievement gaps (<https://www2.calstate.edu/csu-system/why-the-csu-matters/graduation-initiative-2025/>).

Lottery Fund: A portion of the California State Lottery proceeds is directed to the CSU and is then distributed by the Chancellor's Office to campuses.

Operating Fund: The Operating Fund became the University's principal operating fund in 2006/07. It consists of the State Appropriation (General Fund), as allocated from the Chancellor's Office, Tuition Fees, and other student fees.

Student Success Initiative: Initiative authorized in 2014 presents an exciting opportunity to enrich Cal State Fullerton students' experiences and enhance their success (<http://success.fullerton.edu/>).

Tuition Fee: In November 2010, the Board of Trustees voted to rename the State University Fee (SUF) the Tuition Fee. All students, resident and non-resident, pay the Tuition Fee.