

California State University Fullerton



Financial Report

Fiscal Year 2019-20

Table of Contents

I.	Foreword	
II.	Fiscal Year 2019-20 Budget	1
III.	Operating Fund	
	a. Highlights: 2019-20 Operating Fund Budget	3
	b. 2019-20 Operating Fund Baseline Budget (by FIRMS Program)	4
	c. 2019-20 Operating Fund Baseline Budget (by Expense Category)	5
	d. 2019-20 Operating Fund Budget and Actuals	6
	e. General Fund and Resident Enrollment FTES	8
	f. General Fund and Fee Revenue vs. Expenditures	9
IV.	Special and Self-Support Funds	
	a. Student Success	10
	b. Graduation Initiative 2025	11
	c. Lottery	12
	d. Professional and Continuing Education (PaCE)	13
	e. Housing and Residence Life	14
	f. Parking and Transportation Services	15
V.	Auxiliary Organizations	
	a. Auxiliary Services Corporation (ASC)	16
	b. Associated Students, Inc. (ASI)	17
	c. Titan Student Center (TSC)	18
	d. Instructionally Related Activities (IRA)	19
	e. CSF Philanthropic Foundation (CSFPF)	20
VI.	Appendix	
	a. 2019-20 General Fund Allocation per Budgeted FTES	21
	b. Glossary of Budget/Finance Related Terms	22



Foreword

Purpose of this Document

This document is a presentation of California State University, Fullerton's budget and actuals for 2019-20. CSUF budgets are addressed in varying detail, but the main focus of this document is CSUF's Operating Budget. The Operating Budget has two main components: funding from the State of California (General Fund) that is distributed by the California State University Chancellor's Office to CSUF, and student fee revenue.

Scope of Information

Budget presentations in this document are primarily focused on the current fiscal year from an overall University perspective. Financial and budget information relating to specific Divisions, Colleges, Schools, Departments and/or Programs may be obtained by contacting the appropriate Vice President's Office for assistance.

Distribution of this Document

This document can be found on the Resource Planning and Budget website under [RP&B Reports](#).

Published By:

Resource Planning and Budget
Division of Administration & Finance
California State University, Fullerton
Website: [Resource Planning and Budget](#)
Telephone: (657) 278-2512 (Central line)
E-mail: budget@fullerton.edu

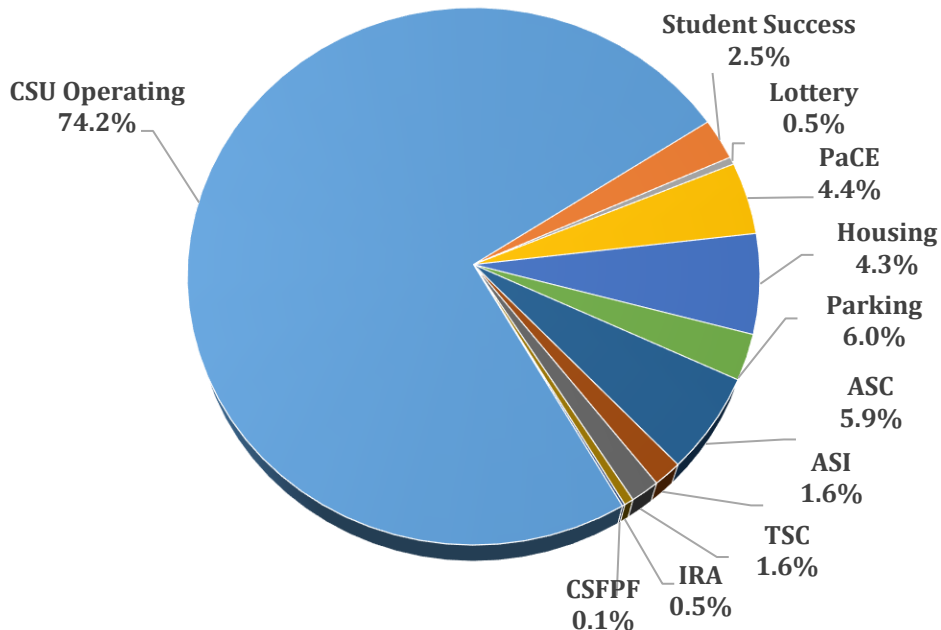


Fiscal Year 2019-20 Budget

Fund/Organization	Amount
CSU Operating ¹	\$ 460,324,641
Student Success	15,458,876
Lottery	2,812,000
Professional and Continuing Education (PaCE)	27,000,000
Housing & Residence Life	37,342,263
Parking & Transportation Services	17,276,079
Auxiliary Services Corp. (ASC)	36,714,843
Associated Students, Inc. (ASI)	9,711,411
Titan Student Center (TSC)	9,815,261
Instructionally Related Activities (IRA)	3,225,637
CSF Philanthropic Foundation (CSFPPF)	898,864
Total University	\$ 620,579,875

¹ Consists of State General Fund appropriation, Fee Revenues and GI-2025 (\$11.8M)

FY 2019-20 Budget





Fiscal Year 2019-20 Budget (by Division)

	Office of the President	Academic Affairs	Administration & Finance	Human Resources, Diversity & Inclusion	Information Technology	Student Affairs	University Advancement	University Wide	Total University	% of Total
CSU Operating Fund¹										
Salaries	1,154,947	149,996,009	21,151,735	5,008,234	11,418,075	19,778,909	6,527,846	1,910,530	216,946,285	
Benefits	12,000	11,251	-	-	-	-	-	123,042,221	123,065,472	
OE&E ⁽²⁾	680,202	8,767,632	2,813,275	369,041	5,579,549	4,734,538	1,986,194	95,382,452	120,312,884	
Total Operating Fund	\$ 1,847,149	\$ 158,774,892	\$ 23,965,010	\$ 5,377,275	\$ 16,997,624	\$ 24,513,447	\$ 8,514,040	\$ 220,335,202	\$ 460,324,641	74.2%
Other Funds										
Student Success		3,404,437			4,512,302	7,370,315	171,822		15,458,876	2.5%
Lottery		190,344			54,183	673,473		1,894,000	2,812,000	0.5%
Self-Support Operations										
Professional and Continuing Education		27,000,000							27,000,000	4.4%
Housing & Residence Life						37,342,263			37,342,263	6.0%
Parking & Transportation Services			17,276,079						17,276,079	2.8%
Auxiliary Organizations										
Auxiliary Services Corp.			36,714,843						36,714,843	5.9%
Associated Students, Inc.						9,711,411			9,711,411	1.6%
Titan Student Center						9,815,261			9,815,261	1.6%
Instructionally Related Activities						3,225,637			3,225,637	0.5%
CSF Philanthropic Foundation							898,864		898,864	0.1%
Total, All Funds	\$ 1,847,149	\$ 189,369,673	\$ 77,955,932	\$ 5,377,275	\$ 21,564,109	\$ 92,651,807	\$ 9,584,726	\$ 222,229,202	\$ 620,579,875	100.0%

¹GI-2025 (\$11.8M) included in the CSU Operating Fund

²Operating Expenses & Equipment



Operating Fund

- Highlights: 2019-20 Operating Fund Budget
- 2019-20 Operating Fund Baseline Budget (by FIRMS Program)
- 2019-20 Operating Fund Baseline Budget (by Expense Category)
- 2019-20 Operating Fund Budget and Actuals
- General Fund and Resident Enrollment FTES
- General Fund and Fee Revenue vs. Expenditures



Highlights: 2019-20 Operating Fund Budget

Governor Newsom signed and enacted the 2019-20 California State Budget, appropriating general funds of \$3.98 billion towards the California State University. The budget act increased CSU's support budget by \$379.1 million (\$332.9 million General Fund and \$46.2 million tuition revenue). The incremental base funding supported Graduation Initiative 2025, employee compensation, benefits and other mandatory costs.

CSUF received an increase of \$25.1 million in base funding for 2019-20, plus \$1.6 million for prior year adjustments related to retirement. Below is the summary of the CSU's and CSUF's base budget allocations:

	CSU	CSUF
Graduation Initiative 2025	\$45,000,000	\$3,059,000
Employee Compensation	\$147,831,000	\$10,368,000
Mandatory Costs*	\$42,272,000	\$2,702,000
Enrollment Growth and AUL Increase	\$131,158,000	\$8,233,000
Other Program Adjustments	\$12,804,000	--
5% State University Grant Redistribution		\$774,100
2018-19 Base Allocations	\$379,065,000	\$25,136,100
Prior Year Retirement Adjustment	\$22,502,000	\$1,580,000
Total Base Allocations & Adjustments	\$401,567,000	\$26,716,100

*Health, Retirement, Minimum Wage, and Operations & Maintenance of New Facilities. No CSUF allocation for Operations & Maintenance of New Facilities.

The CSU's Support Budget request for Graduation Initiative 2025 totaled \$75 million in base funding. However, the final state budget only included \$45 million in base funding. The remaining \$30 million was funded in one-time funding. CSUF's share of the one-time resources is \$2.3 million.

The Budget Act of 2018 included \$120 million of one-time funding for enrollment support for CSU over four years. This is the second year of the enrollment support initiative and \$35.8 million was distributed to campuses with an acknowledgment that the nature of one-time funding is challenging for this purpose, thus there were no changes to campus enrollment targets. In 2019-20, CSUF received \$2.8 million in one-time enrollment support. In addition, the state budget provided support to fund the annual Math & Science Teacher Initiative, of which, CSUF received \$147,000.

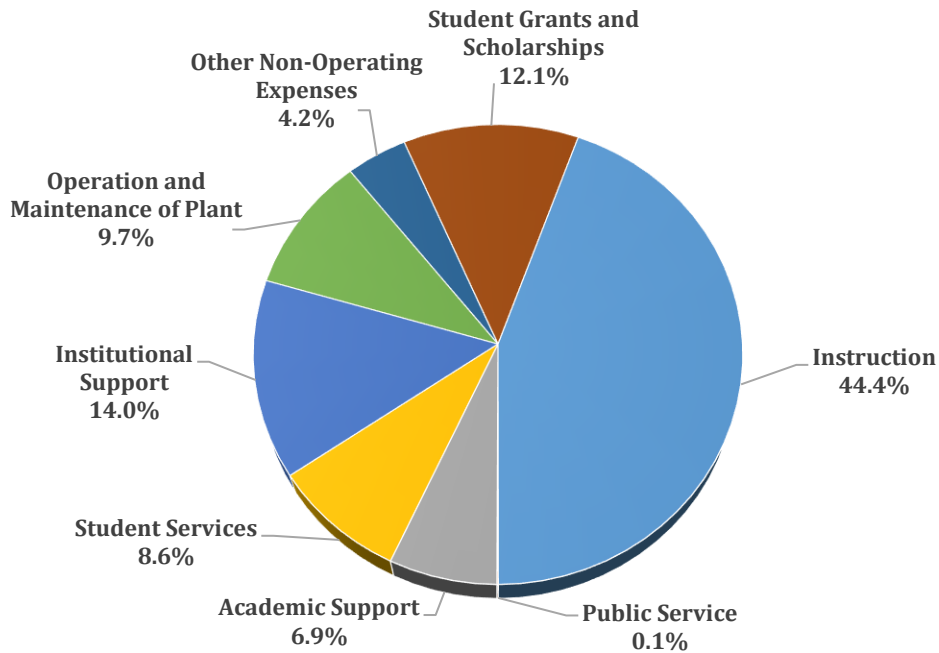
Other one-time funds contained in the Budget Act of 2019 were held centrally, pending final decisions.



**2019-20 Operating Fund Baseline Budget
(by FIRMS Program)**

Sources of Funds	Baseline
State Allocation	226,992,661
Tuition and Fee Revenues	233,331,980
Total	\$ 460,324,641

Uses of Funds	
Instruction	204,502,471
Public Service	396,926
Academic Support	31,575,546
Student Services	39,739,279
Institutional Support	64,241,405
Operation and Maintenance of Plant	44,770,468
Other Non-Operating Expenses	19,395,946
Student Grants and Scholarships	55,702,600
Total	\$ 460,324,641





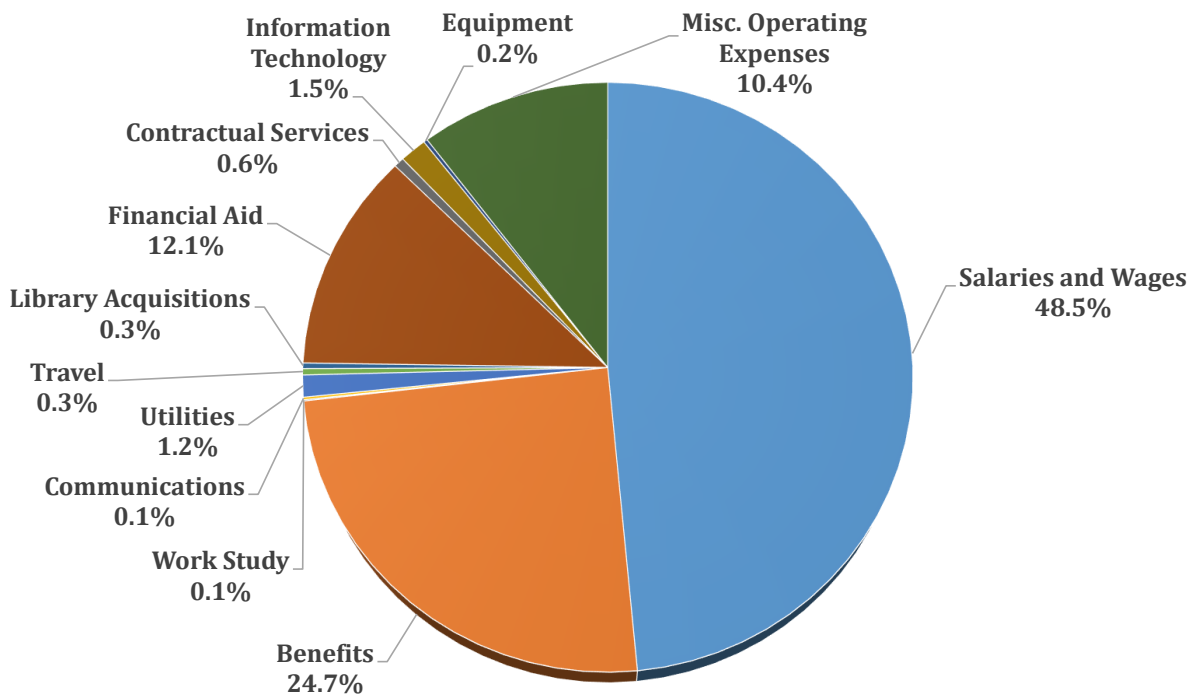
2019-20 Operating Fund Baseline Budget (by Expense Category)

Sources of Funds

State Allocation	226,992,661
Tuition and Fee Revenues	233,331,980
Total	\$ 460,324,641

Uses of Funds

Salaries and Wages	223,248,932
Benefits	113,661,040
Work Study	314,073
Communications	632,089
Utilities	5,528,662
Travel	1,585,133
Library Acquisitions	1,408,288
Financial Aid	55,702,600
Contractual Services	2,579,935
Information Technology	6,782,424
Equipment	963,031
Misc. Operating Expenses	47,918,434
Total	\$ 460,324,641





**2019-20 Operating Fund Budget and Actuals
by Division and Sub-Division/College (Pg 1 of 2)**

Division	Sub-Div/College	Baseline Budget	Revised Budget	Actuals							
				Faculty	Faculty FTE	Dept Chair	Dept Chair FTE	MPP	MPP FTE	Staff	Staff FTE
Academic Affairs	Assessment&Institution_Effect			49,704	0.21	-	-	358,906	2.99	535,695	8.42
Academic Affairs	AVP Academic Programs			1,079,876	13.35	-	-	632,820	4.83	910,601	18.90
Academic Affairs	AVP Research & Sponsored Proj			7,856	0.04	-	-	405,187	3.41	512,812	9.03
Academic Affairs	College of Arts			11,223,975	148.74	391,851	3.25	674,311	5.54	1,899,951	36.75
Academic Affairs	College of Business and Economics			21,784,040	235.59	1,023,485	6.48	983,793	7.57	1,775,588	34.68
Academic Affairs	College of Communications			8,317,166	114.29	541,548	4.67	468,398	4.37	667,868	13.68
Academic Affairs	College of Education			8,174,164	103.68	639,972	5.64	451,263	3.76	947,839	18.80
Academic Affairs	College of Eng & Comp Science			8,229,667	99.18	408,972	3.33	425,129	2.71	1,034,587	20.10
Academic Affairs	College of Health & Human Dev			17,312,969	238.43	891,897	6.90	550,770	3.64	1,884,408	34.73
Academic Affairs	College of Humanities & Soc Sc			28,199,439	395.14	1,665,618	15.25	761,666	5.96	1,747,132	42.98
Academic Affairs	College of Natural Sci & Math			13,632,269	187.24	639,551	5.42	390,591	2.71	2,021,412	37.78
Academic Affairs	CSF Irvine Center			-	-	-	-	150,948	1.08	381,011	7.69
Academic Affairs	Extension & International Prog			-	-	-	-	450,625	5.32	646,652	12.78
Academic Affairs	Faculty Support Services			150,864	1.68	226,420	2.23	239,788	1.81	571,985	9.93
Academic Affairs	Library			1,821,759	24.61	-	-	411,334	3.26	1,292,433	26.76
Academic Affairs	Registration & Records			-	-	-	-	401,761	5.36	930,752	23.46
Academic Affairs	VP Academic Affairs			34,383	0.10	-	-	1,322,969	9.58	2,076,227	30.50
Academic Affairs Total		158,774,892	270,521,716	120,018,131	1,562.28	6,429,315	53.18	9,080,258	73.91	19,836,952	386.95
Administration and Finance	Administration & Finance			-	-	-	-	634,927	4.10	138,480	2.17
Administration and Finance	Business & Administrative Svcs			-	-	-	-	-	0.01	12,733	0.40
Administration and Finance	Contracts & Procurement			-	-	-	-	275,555	2.45	471,204	10.14
Administration and Finance	Facilities Management			-	-	-	-	1,829,824	18.15	9,814,345	209.00
Administration and Finance	Internal Auditor			-	-	-	-	136,476	1.08	-	-
Administration and Finance	Resource Planning & Analysis			-	-	-	-	400,752	3.25	330,990	4.53
Administration and Finance	University Controller			-	-	-	-	1,023,454	9.58	2,837,739	51.54
Administration and Finance	University Police			-	-	-	-	462,041	3.12	2,555,700	35.32
Administration and Finance Total		23,965,010	49,676,917	-	-	-	-	4,763,030	41.75	16,161,191	313.10
HRDI	Diversity and Equity			3,605	0.14	-	-	558,942	5.44	222,950	4.51
HRDI	HR Services			-	-	-	-	921,146	9.05	1,439,167	27.30
HRDI	Labor and Employee Relations			-	-	-	-	334,097	3.25	54,552	1.13
HRDI	Risk Management & Compliance			-	-	-	-	256,168	2.17	183,504	3.20
HRDI	Vice President of Human Resrcr			-	-	-	-	461,784	3.25	276,248	4.61
HRDI Total		5,377,275	8,429,524	3,605	0.14	-	-	2,532,137	23.15	2,176,421	40.75
Information Technology	Information Technology			2,645	0.19	14,855	0.10	2,569,842	19.60	6,488,454	87.93
Information Technology Total		16,997,624	27,819,372	2,645	0.19	14,855	0.10	2,569,842	19.60	6,488,454	87.93
Office of the President	President			-	-	-	-	877,922	6.09	99,388	1.77
Office of the President Total		1,847,149	2,814,559	-	-	-	-	877,922	6.09	99,388	1.77
Student Affairs	Associated Students, Inc.			-	-	-	-	-	-	-	-
Student Affairs	Athletics			1,666,685	25.30	-	-	1,876,493	15.25	959,353	19.09
Student Affairs	Student Affairs Sub-Division			-	-	-	-	1,057,823	7.07	565,291	9.92
Student Affairs	Student Engagement			-	-	-	-	829,164	9.19	1,067,955	20.87
Student Affairs	Student Retention			1,369,683	18.13	-	-	1,582,927	16.67	6,602,093	111.59
Student Affairs	Student Transitions			-	-	-	-	945,322	9.76	3,177,222	75.40
Student Affairs Total		24,513,447	50,905,991	3,036,368	43.42	-	-	6,291,729	57.93	12,371,913	236.87
University Advancement	Central Development			-	-	-	-	855,323	10.17	537,770	12.46
University Advancement	Strategic Communications			-	-	-	-	654,192	7.09	975,595	15.62
University Advancement	UA Administration & Finance			-	-	-	-	340,770	3.56	326,732	7.67
University Advancement	Office of Alumni Engagement			-	-	-	-	206,943	2.62	63,333	1.54
University Advancement	College & Program Development			-	-	-	-	997,470	9.16	526,662	12.18
University Advancement	VP University Advancement			-	-	-	-	411,613	2.50	128,375	2.95
University Advancement	Government&Community Relations			-	-	-	-	322,272	2.99	31,178	0.77
University Advancement Total		8,514,040	16,671,017	-	-	-	-	3,788,583	38.08	2,589,644	53.20
University-Wide	All University			-	-	-	-	264,372	2.42	1,067,291	14.85
University-Wide	Central Accounting & Budgeting			-	-	-	-	-	-	-	-
University-Wide Total		220,335,202	154,454,750	-	-	-	-	264,372	2.42	1,067,291	14.85
Operating Fund Total		\$ 460,324,641	\$ 581,293,848	\$ 123,060,749	1,606.02	\$ 6,444,170	53.28	\$ 30,167,872	262.92	\$ 60,791,254	1,135.42

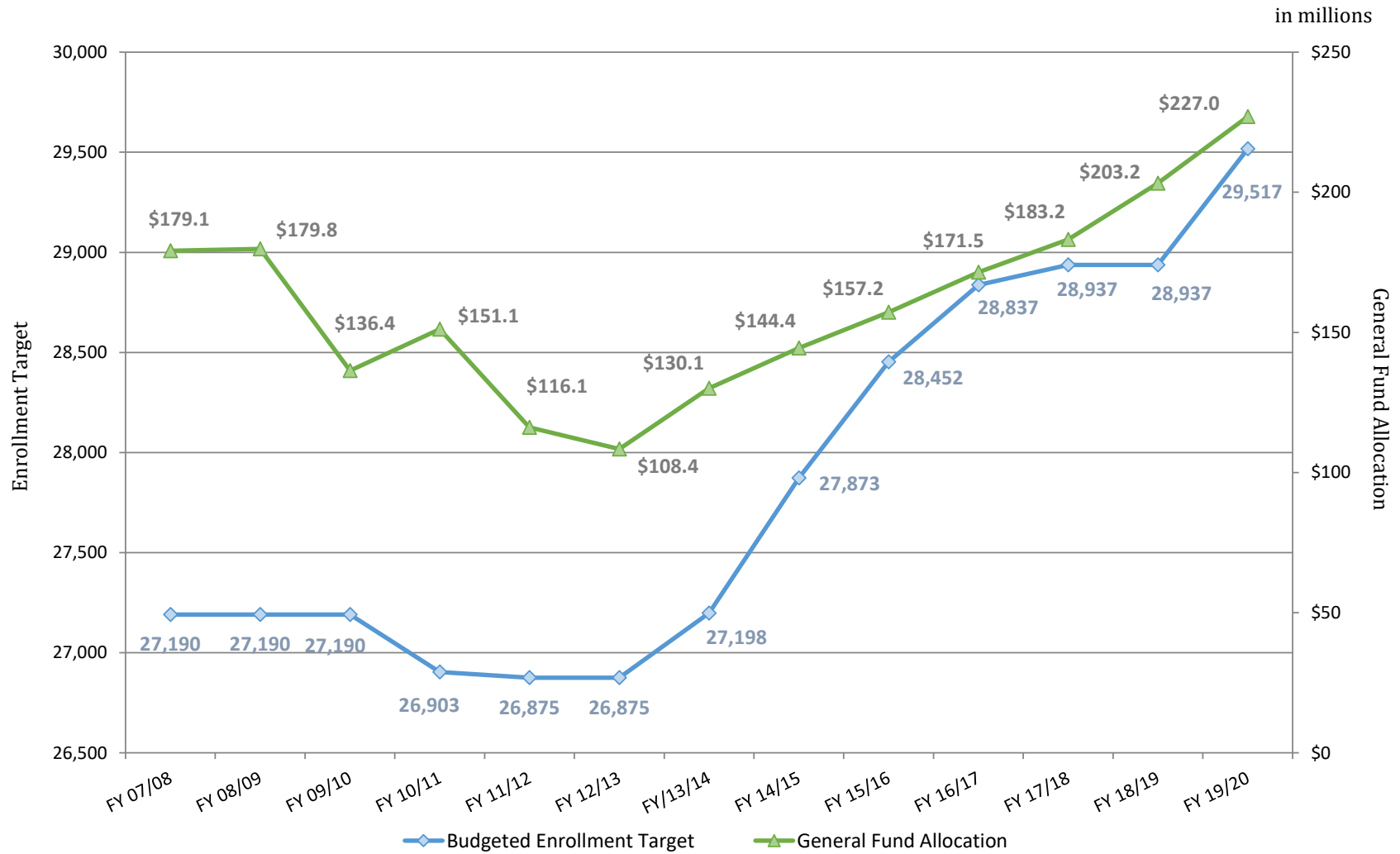


**2019-20 Operating Fund Budget and Actuals
by Division and Sub-Division/College (Pg 2 of 2)**

Division	Sub-Div/College	Actuals								
		Student	Student FTE	Temp Help	Temp Help FTE	Overtime	Benefits	Oper Exp	Total (\$)	Total (FTE)
Academic Affairs	Assessment&Institution_Effect	12,461	0.54	680	0.02	-	532,958	106,073	1,596,476	12.19
Academic Affairs	AVP Academic Programs	125,992	5.36	39,096	0.88	-	1,439,576	485,623	4,713,584	43.32
Academic Affairs	AVP Research & Sponsored Proj	8,207	0.33	127,933	2.31	-	621,020	192,839	1,875,853	15.11
Academic Affairs	College of Arts	257,611	8.16	272,536	4.77	38	7,372,631	423,096	22,516,000	207.21
Academic Affairs	College of Business and Economics	453,464	18.95	1,031,996	22.23	2,377	13,095,946	1,352,837	41,503,526	325.50
Academic Affairs	College of Communications	495,449	16.80	2,917	0.07	-	5,217,316	338,190	16,048,851	153.87
Academic Affairs	College of Education	373,727	14.77	141,871	3.38	1,057	4,803,730	638,764	16,172,387	150.02
Academic Affairs	College of Eng & Comp Science	535,658	19.69	184,412	2.98	401	5,349,382	589,252	16,757,460	148.00
Academic Affairs	College of Health & Human Dev	334,865	10.32	506,341	11.27	78	10,709,639	2,054,796	34,245,763	305.28
Academic Affairs	College of Humanities & Soc Sc	452,591	17.45	203,385	3.99	946	17,737,952	824,413	51,593,142	480.77
Academic Affairs	College of Natural Sci & Math	1,424,418	40.00	51,331	1.57	17,553	9,156,082	1,148,385	28,481,592	274.71
Academic Affairs	CSF Irvine Center	33,591	1.37	-	0.13	-	329,591	71,968	967,109	10.27
Academic Affairs	Extension & International Prog	166,978	7.25	-	-	611	749,080	35,950	2,049,895	25.34
Academic Affairs	Faculty Support Services	51,817	2.06	5,520	0.11	-	585,206	204,163	2,035,765	17.82
Academic Affairs	Library	555,916	21.80	5,537	0.15	1,781	2,109,751	3,048,319	9,246,829	76.57
Academic Affairs	Registration & Records	72,987	3.16	68,342	1.60	5,341	968,089	202,922	2,650,195	33.58
Academic Affairs	VP Academic Affairs	48,735	1.81	392,621	6.07	1,469	2,216,815	949,739	7,042,957	48.05
Academic Affairs Total		5,404,467	189.79	3,034,517	61.51	31,653	82,994,763	12,667,328	259,497,384	2,327.61
Administration and Finance	Administration & Finance	23,604	0.94	-	-	-	350,998	108,300	1,256,308	7.21
Administration and Finance	Business & Administrative Svcs	-	-	-	-	-	7,953	21,026	41,712	0.41
Administration and Finance	Contracts & Procurement	78,967	3.21	130,803	3.51	-	535,517	44,068	1,536,115	19.31
Administration and Finance	Facilities Management	390,497	15.50	701,572	13.76	1,291,988	8,248,271	3,552,139	25,828,637	256.41
Administration and Finance	Internal Auditor	-	-	-	-	-	76,611	2,541	215,628	1.08
Administration and Finance	Resource Planning & Analysis	4,990	0.19	-	-	-	402,125	123,621	1,262,478	7.96
Administration and Finance	University Controller	431,845	17.55	377,614	8.69	16,467	2,447,146	948,052	8,082,318	87.37
Administration and Finance	University Police	468,917	18.69	208,382	5.59	533,700	2,193,752	752,421	7,174,913	62.73
Administration and Finance Total		1,398,820	56.08	1,418,371	31.55	1,842,155	14,262,373	5,552,168	45,398,107	442.48
HRDI	Diversity and Equity	33,449	1.26	25,653	0.72	7	447,083	115,668	1,407,358	12.07
HRDI	HR Services	115,868	4.68	93,880	2.21	9,492	1,431,809	512,021	4,523,383	43.24
HRDI	Labor and Employee Relations	827	0.02	-	-	-	198,408	23,754	611,639	4.40
HRDI	Risk Management & Compliance	4,268	0.16	1,794	0.06	-	247,133	16,224	709,091	5.59
HRDI	Vice President of Human Resrcr	26,377	1.06	44,410	1.35	-	419,048	182,327	1,410,194	10.27
HRDI Total		180,789	7.19	165,738	4.34	9,499	2,743,481	849,994	8,661,665	75.57
Information Technology	Information Technology	527,976	21.77	996,302	17.26	9,219	5,705,553	9,568,367	25,883,213	146.84
Information Technology Total		527,976	21.77	996,302	17.26	9,219	5,705,553	9,568,367	25,883,213	146.84
Office of the President	President	20,654	0.84	17,332	0.42	-	506,815	423,632	1,945,742	9.12
Office of the President Total		20,654	0.84	17,332	0.42	-	506,815	423,632	1,945,742	9.12
Student Affairs	Associated Students, Inc.	-	-	-	-	-	-	-	-	-
Student Affairs	Athletics	212,235	10.09	162,852	4.48	5,355	2,537,789	149,976	7,570,738	74.20
Student Affairs	Student Affairs Sub-Division	3,007	0.11	9,236	0.05	-	832,458	489,494	2,957,308	17.15
Student Affairs	Student Engagement	157,334	6.13	96,423	2.00	-	1,105,335	241,572	3,497,783	38.19
Student Affairs	Student Retention	1,399,385	54.96	968,289	16.93	18,782	6,050,508	948,933	18,940,598	218.27
Student Affairs	Student Transitions	596,228	23.82	160,247	5.34	12,710	2,663,075	1,081,434	8,636,240	114.32
Student Affairs Total		2,368,188	95.10	1,397,047	28.80	36,847	13,189,166	2,911,409	41,602,667	462.13
University Advancement	Central Development	51,819	2.23	31,146	0.97	4,466	789,215	809,760	3,079,500	25.83
University Advancement	Strategic Communications	45,237	1.89	1,400	0.01	1,706	915,124	324,152	2,917,405	24.60
University Advancement	UA Administration & Finance	-	-	-	-	703	427,522	1,165,283	2,261,009	11.23
University Advancement	Office of Alumni Engagement	624	0.13	-	0.40	-	140,982	18,295	430,176	4.70
University Advancement	College & Program Development	21,260	0.77	-	-	860	872,691	120,710	2,539,651	22.11
University Advancement	VP University Advancement	14,917	0.51	-	0.09	28	321,752	127,864	1,004,549	6.05
University Advancement	Government&Community Relations	4,455	0.14	-	-	-	185,144	149,116	692,165	3.90
University Advancement Total		138,312	5.67	32,546	1.47	7,763	3,652,429	2,715,179	12,924,455	98.41
University-Wide	All University	62,127	2.35	2,395	0.06	264,054	598,639	109,263,495	111,522,374	19.68
University-Wide	Central Accounting & Budgeting	(1,912,506)	-	-	-	-	(1,715)	17,293,694	15,379,473	-
University-Wide Total		(1,850,378)	2.35	2,395	0.06	264,054	596,924	126,557,189	126,901,846	19.68
Operating Fund Total		\$ 8,188,827	378.80	\$ 7,064,250	145.41	\$ 2,201,190	\$ 123,651,503	\$ 161,245,266	\$ 522,815,080	3,581.84

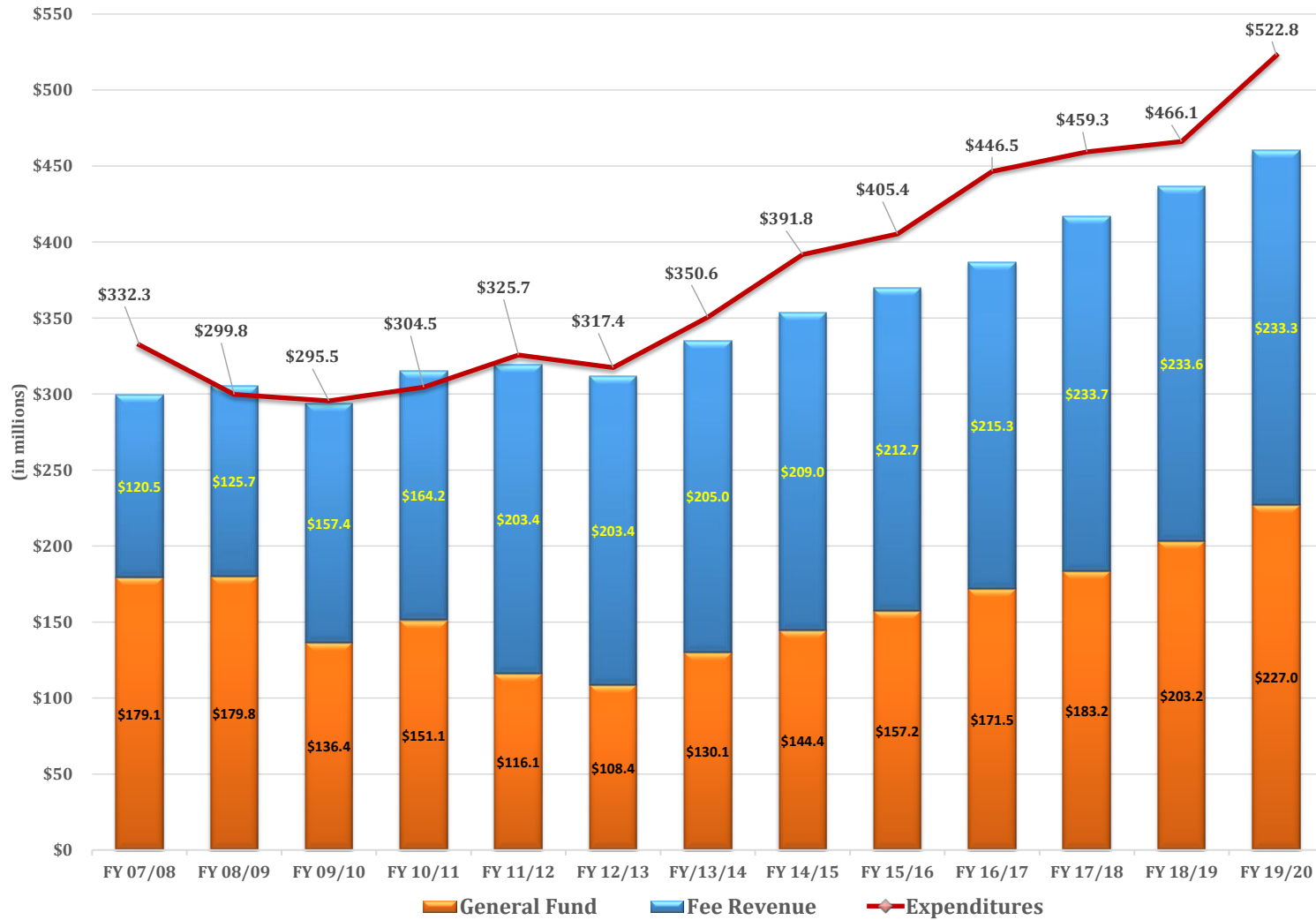


General Fund and Resident Enrollment FTES FY 2007-08 to 2019-20





General Fund and Fee Revenue vs. Expenditures FY 2007-08 to 2019-20





Special and Self-Support Funds

- Student Success
- Graduation Initiative 2025
- Lottery
- Professional and Continuing Education (PaCE)
- Housing and Residence Life
- Parking and Transportation Services



CALIFORNIA STATE UNIVERSITY
FULLERTON

**Student Success
FY 2019-20 Actuals**

Revenues

Student Fees	15,676,367
Transfers In	138,553

Total Revenues 15,814,919

Expenses (by Program)

Support Academic Progress	3,249,669
Students Path to Graduation	1,332,033
Support Titan Pride	2,334,651
Student Centered Spaces	4,636,388
Embrace Diversity & Veterans	961,927
Improve Instructional Experience	1,443,042
Access Upgraded Technology	1,826,527

Total Expenses \$ 15,784,235

Net \$ 30,684



**Graduation Initiative 2025
FY 2019-20 Actuals**

Revenues

Allocation	14,099,316
Compensation Increase Funding	79,679

Total Revenues \$ 14,178,995

Expenses (by Program)

Completion Grants	191,416
Advising	1,642,638
Data Capabilities	1,738,858
Academic Remediation	416
Enrollment Management	210,887
Outreach	587,241
Increase Class Offering	2,004,502
Innovation Grants	194,557
GI 2025 Academic Preparation	1,185,111
New Faculty Hiring/Density	3,579,007
High Impact Practices	792,830
DFW	30,739
First Year Experience	626,327
Other/Academic Support	1,413,075

Total Expenses \$ 14,197,604

Net \$ (18,609)



CALIFORNIA STATE UNIVERSITY
FULLERTON

Lottery Fund
FY 2019-20 Actuals

Revenues

CSU Allocation	2,812,000
CSU Allocation (specific programs)	41,500
Investment Income	26,105

Total Revenues \$ 2,879,605

Expenses

Future Scholars	530,619
Educ Equity-Student Mentoring	208,945
Teacher Recruitment	56,514
Pre-Doctoral Program	1,971
Academic Affairs	771,570
Information Technology	94,103
Student Affairs	85,062
University-wide	1,402,590

Total Expenses \$ 3,151,374

Net \$ (271,769)



**Professional and Continuing Education (PaCE)
FY 2019-20 Actuals**

Revenues

Program Fees	29,000,113
Transfers In From Other Funds/Appropriations	7,792,677
Revenue from Investments	166,842
Other Revenues	25,571
Revenue Adjustments	1,794,796
ASC: Non-Credit Programs	1,261,810

Total Revenues \$ 40,041,809

Expenses

Salaries & Wages	13,970,348
Benefits	3,463,660
Communications	98,691
Travel	157,969
Financial Aid	1,200
State Pro Rata Charges	72,967
Contractual Services	274,432
Information Technology	53,545
Services from Other Funds/Agencies	430,000
Equipment	524
Misc. Operating Expenses	8,228,853
Operating Transfers Out	7,742,677
Expenditure Adjustments	1,795,799
ASC: Non-Credit Programs	1,411,016

Total Expenses \$ 37,701,679

Net

\$ 2,340,130



**Housing and Residence Life
FY 2019-20 Actuals**

Revenues

Housing Rent & Fees	23,906,703
CARES Act Grant	6,353,292
ARRA Grant	1,190,963
Revenue from Investments	909,092
Other Revenues	102,923
Revenue Adjustments	(150)

Total Revenues \$ 32,462,824

Expenses

Salaries & Wages	2,587,957.67
Benefits	1,597,869.74
Communications	45,291.33
Utilities	753,826.19
Travel	35,229.71
State Pro Rata Charges	15,205.00
Contractual Services	5,542,903.03
Information Technology	127,695.41
Services from Other Funds/Agencies	18,805.60
Equipment	8,819.14
Misc. Operating Expenses	3,734,549.92
Operating Transfers Out	20,821,396.55
Expenditure Adjustments	(9,807.06)

Total Expenses \$ 35,279,742

Net \$ (2,816,919)



**Parking and Transportation Services
FY 2019-20 Actuals**

Revenues

Parking Permits	11,821,704
Parking Fines	506,999
CARES Act Grant	12,000,000
ARRA Grant	297,616
Transfers In From Other Funds/Appropriations	7,772
Revenue from Investments	177,063
Revenue Adjustment	(92,167)
Total Revenues	\$ 24,718,987

Expenses

Salaries & Wages	1,910,223
Benefits	937,263
Communications	56,796
Utilities	277,601
Travel	2,808
State Pro Rata Charges	15,205
Contractual Services	1,092,421
Information Technology	137,847
Services from Other Funds/Agencies	10,496
Misc. Operating Expenses	4,866,274
Operating Transfers Out	4,341,820
Expenditure Adjustments	(33,264)
Total Expenses	\$ 13,615,491

Net **\$ 11,103,496**



Auxiliary Organizations

- Auxiliary Services Corporation (ASC)
- Associated Students, Inc. (ASI)
- Titan Student Center (TSC)
- Instructionally Related Activities (IRA)
- CSF Philanthropic Foundation (CSFPF)



**Auxiliary Services Corporation (ASC)
FY 2019-20 Actuals**

Revenues

Enterprise Activities

Sales	15,025,858
Commissions Income	1,203,994

General Activities

Administrative Services	1,663,846
Investment/Interest Income	159,452
Rental Income	11,062,250
Net Unrealized/Realized Gains/(Losses) on Investments	(7,702)

Total Revenues \$ 29,107,698

Expenses

Salaries & Wages	6,587,174
Benefits	1,621,476
Operating Expenses	12,342,006
Cost of Goods Sold	9,464,792

Total Expenses \$ 30,015,448

Net \$ (907,750)



**Associated Students, Inc. (ASI)
FY 2019-20 Actuals**

Revenues

Student Activity fees	6,328,983
In-Kind Contribution of Facilities	4,508,470
Student Center Fees	-
Children's Center Tuition	541,265
Grants and Contributions	868,501
Administrative Fees	1,937,325
Other	109,957

Total Revenues \$ 14,294,501

Expenses

Program Services

Student Services	7,927,386
Children's Center	2,861,125

Supporting Services

Public Services	51,248
General and Administrative	3,181,931

Total Expenses \$ 14,021,690

Net

\$ 272,811



**Titan Student Center (TSC)
FY 2019-20 Actuals**

Revenues

Student Activity Fees	8,169,560
In-Kind Contribution of Facilities	2,168,244
Student Center Fees	1,196,817
Other	52,575

Total Revenues \$ 11,587,196

Expenses

Program Services

Student Services	4,121,793
Children's Center	3,195,583

Supporting Services

Building Services	1,822,002
Public Services	98,154
General and Administrative	2,465,060

Total Expenses \$ 11,702,592

Net

\$ (115,396)



**Instructionally Related Activities (IRA)
FY 2019-20 Actuals**

Revenues

Student Activity Fees	3,037,228
Investment Income	76,332

Total Revenues \$ 3,113,560

Expenses

IRA Programs	2,370,651
--------------	-----------

Total Expenses \$ 2,370,651

Net \$ 742,909



**Cal State Fullerton Philanthropic Foundation (CSFPF)
FY 2019-20 Actuals**

Revenues

Investment Income	1,024,134
Other Income (Expense)	(104,509)

Total Revenues \$ 919,625

Expenses

Compensation	23,239
Conference and Travel	1,655
Other	286,266

Total Expenses \$ 311,160

Net

\$ 608,465



Appendix

- 2019-20 General Fund Allocation per Budgeted FTES
- Glossary of Budget/Finance Related Terms



2019-20 General Fund Allocation per Budgeted FTES

Campus	FY 2019-20 General Fund Allocation	FTES Target	Dollar Average Per FTES
Maritime	\$36,943,076	1,418	\$26,053
Channel Islands	\$90,574,610	6,135	\$14,764
Monterey Bay	\$87,896,283	6,128	\$14,343
Humboldt	\$90,719,910	7,603	\$11,932
Bakersfield	\$87,405,309	8,242	\$10,605
San Marcos	\$101,997,052	9,745	\$10,467
Stanislaus	\$83,486,447	8,012	\$10,420
Los Angeles	\$187,130,639	18,500	\$10,115
Sonoma	\$81,034,783	8,429	\$9,614
Dominguez Hills	\$109,471,452	11,473	\$9,542
San Luis Obispo	\$160,752,268	17,275	\$9,305
Fresno	\$183,037,032	19,875	\$9,209
Chico	\$140,015,432	15,560	\$8,998
Pomona	\$172,674,842	19,228	\$8,980
East Bay	\$111,172,961	12,522	\$8,878
Northridge	\$246,171,096	27,833	\$8,845
San Bernardino	\$136,523,808	15,889	\$8,592
San Jose	\$192,262,682	23,316	\$8,246
Long Beach	\$242,674,936	29,687	\$8,174
Sacramento	\$192,757,737	23,771	\$8,109
San Diego	\$226,870,096	28,016	\$8,098
San Francisco	\$198,020,659	24,582	\$8,056
Fullerton⁽¹⁾	\$226,992,661	29,517	\$7,690

⁽¹⁾Fullerton is the lowest funded campus in the CSU per FTE



Glossary of Budget/Finance Related Terms

Baseline Budget: Permanent operating budget given to a unit to continuously carry out the basic, ongoing CSUF mission from one fiscal year to another.

FIRMS: The Financial Information Record Management System is a corporate financial information management system that allows the Chancellor's Office (C.O.) to fulfill its system-wide financial reporting requirements from campus-collected data. FIRMS is used to report end-of-period accounting data as well as to submit budget proposals.

Fiscal Year: For the State of California, and therefore the CSU and CSUF, the fiscal year begins on July 1 and ends on June 30.

Fund: Per Executive Order 1000, a "Fund" is defined as a fiscal and accounting entity with a self-balancing set of accounts recording cash and other financial resources, all related liabilities, and residual equities or balances, and changes therein, which are segregated for the purpose of carrying on specific activities or attaining certain objectives.

General Fund: The primary state fund from which ongoing expenses of state government are paid.

Graduation Initiative 2025: Initiative to increase graduation rates for all CSU students while eliminating opportunity and achievement gaps (<https://www2.calstate.edu/csu-system/why-the-csu-matters/graduation-initiative-2025/>).

Lottery Fund: A portion of the California State Lottery proceeds is directed to the CSU and is then distributed by the Chancellor's Office to campuses.

Operating Fund: The Operating Fund became the University's principal operating fund in 2006/07. It consists of the State Appropriation (General Fund), as allocated from the Chancellor's Office, Tuition Fees, and other student fees.

Student Success Initiative: Initiative authorized in 2014 presents an exciting opportunity to enrich Cal State Fullerton students' experiences and enhance their success (<http://success.fullerton.edu/>).

Tuition Fee: In November 2010, the Board of Trustees voted to rename the State University Fee (SUF) the Tuition Fee. All students, resident and non-resident, pay the Tuition Fee.