

Fiscal State of the University

Presentation to the Academic Senate

Dr. Sylvia A. Alva
President

Dr. Amir Dabirian
Provost and Vice President for Academic Affairs

Alexander Porter
Vice President for Administration & Finance/CFO

November 16, 2023

Dr. Sylvia A. Alva

President

Overview

- *Fiscal State of the University: What's Trending*
- *Fiscal Status: End of FY 2022-23*
- *Current Budget: FY 2023-24*
- *Focus: Academic Affairs*

Fiscal State of the University: What's Trending

What's Trending

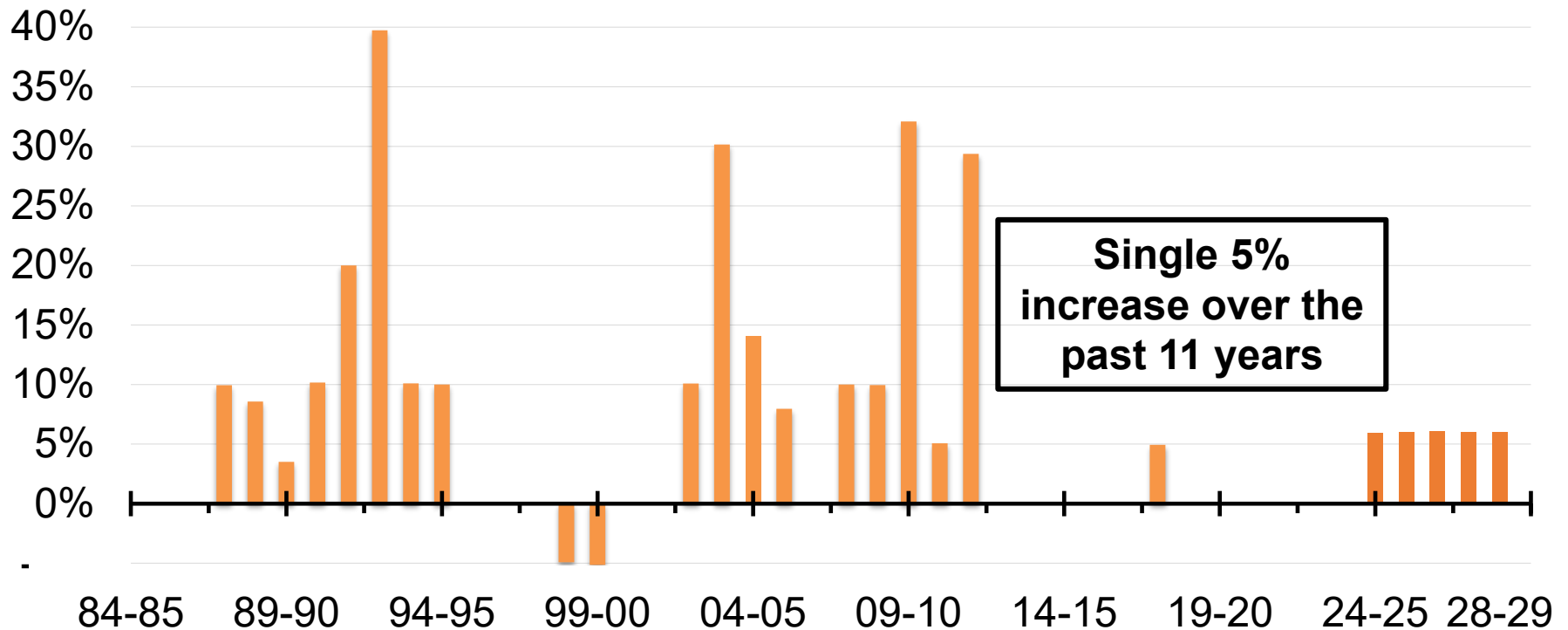
- Governor's Compact
- Enrollment
- Tuition Increase
- Salary Compensation

Governor's Compact

- The Governor proposed annual, year-over-year ongoing General Fund base increases of five percent for the term of the compact from 2022-23 through 2026-27 fiscal years.
- In addition to annual base increases, the 2022-23 Governor's Budget provides a 1 percent increase in resident undergraduate enrollment; 9,434 additional full-time equivalent CSU students, compared to a 2021-22 baseline.

Source: CSU

Academic Year Tuition Increases 1984-85 through 2023-24 (Actual) 2024-25 forward



Source: CSU

Reasons for a Multi-Year Tuition Increase

- Ensure all students have opportunities to earn lifelong, life-transforming benefits of a CSU degree
- State funding decline over the decades
- Limited state support on the horizon
- Funding gap identified by Sustainable Financial Model Workgroup
- Improves financial sustainability & predictability

Source: CSU

Comparison Institutions

**2022-23
Resident Undergraduate
Tuition & Fees**

**Comparison Average
= \$12,451**

Campus	2022-23
University of Connecticut (Storrs, CT)	\$19,434
Rutgers University (New Brunswick, NJ)	\$16,263
Wayne State University (Detroit, MI)	\$15,883
Illinois State University (Normal, IL)	\$15,733
George Mason University (Fairfax, VA)	\$13,402
University of Maryland, Baltimore County	\$12,606
University of Colorado at Denver	\$11,800
Arizona State University at Tempe	\$11,618
University of Texas at Arlington	\$11,314
State University of New York at Albany	\$10,468
Cleveland State University	\$10,430
Georgia State University at Atlanta	\$10,268
University of Wisconsin at Milwaukee	\$9,620
North Carolina State University	\$9,128
University of Nevada at Reno	\$8,797
California State University	\$7,520

Source: CSU

Undergraduate, Credential and Graduate Programs

	Academic Year					
	2023-24	2024-25	2025-26	2026-27	2027-28	2028-29
Undergraduate (6.1+ units)	\$ 5,742	\$ 6,084	\$ 6,450	\$ 6,838	\$ 7,248	\$ 7,682
Undergraduate (0-6 units)	\$ 3,330	\$ 3,528	\$ 3,738	\$ 3,962	\$ 4,200	\$ 4,452
Credential (6.1+ units)	\$ 6,660	\$ 7,062	\$ 7,488	\$ 7,938	\$ 8,414	\$ 8,918
Credential (0-6 units)	\$ 3,864	\$ 4,098	\$ 4,344	\$ 4,604	\$ 4,880	\$ 5,172
Graduate (6.1+ units)	\$ 7,176	\$ 7,608	\$ 8,064	\$ 8,548	\$ 9,060	\$ 9,604
Graduate (0-6 units)	\$ 4,164	\$ 4,416	\$ 4,680	\$ 4,960	\$ 5,258	\$ 5,574

Source: CSU

Effect on Undergraduate Students

60% of CSU undergraduate students have their tuition fully covered by:

STATE
WAIVERS

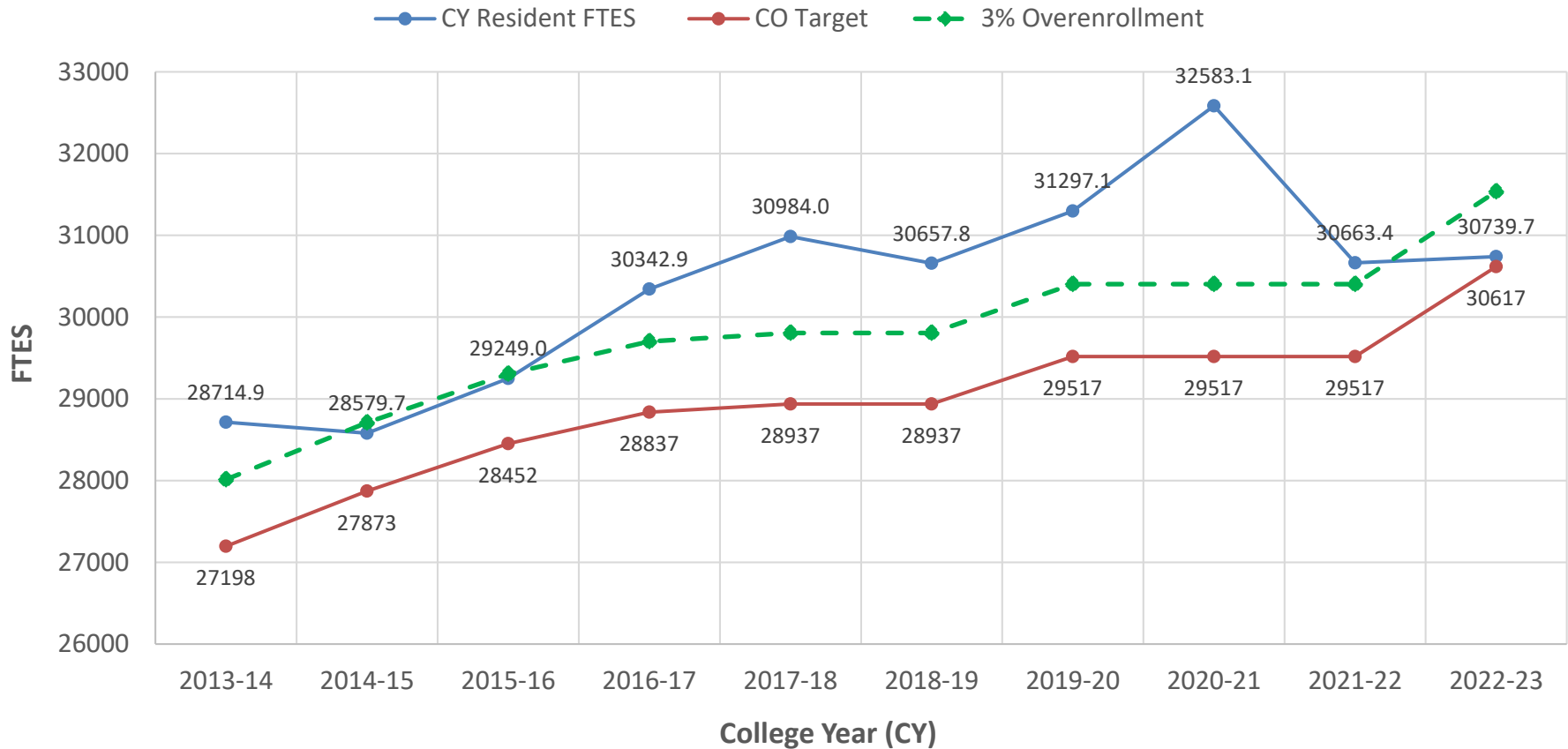
CAL GRANT
TUITION
AWARD

STATE
UNIVERSITY
GRANT

Source: CSU

College Year (CY) Enrollment (FTES)

- Average over-enrollment over the past 10 years: ~5%
- Average CY growth over the past 10 years: ~0.8%



Salary Compensation

Tentative Agreements

- CSUEU
- SUPA
- UAW Local 4123
- Academic Professionals of California (APC)
- International Union of Operating Engineers

Active Negotiations

- CFA
- Teamsters

Alexander Porter
Vice President for
Administration & Finance/CFO

Fiscal Status

End of FY 2022-23

FY 2022-23

Core Operating Funds & Lottery (by division)

	A	B	C = A + B	D	E = C + D	F		G = E - F
Division	Baseline Budget	One-Time Budget	Fiscal Year Allocations	FY 2020-21 Carry-Forward	Total Budget	Expenditures	% of Exp	Balance
Academic Affairs	170,800,011	108,081,211	278,881,222	30,294,681	309,175,903	283,676,186	48.6%	25,499,717
Administration & Finance	25,007,342	22,395,865	47,403,208	6,101,821	53,505,029	47,705,057	8.2%	5,799,972
HRDI	6,708,201	4,922,221	11,630,421	57,993	11,688,415	11,132,293	1.9%	556,121
Information Technology	20,095,746	23,085,969	43,181,715	3,849,369	47,031,084	42,408,034	7.3%	4,623,051
Office of the President	3,393,563	1,649,169	5,042,733	2,572,408	7,615,141	4,639,950	0.8%	2,975,191
Student Affairs	28,920,681	30,843,570	59,764,251	14,069,236	73,833,487	54,768,770	9.4%	19,064,717
University Advancement	8,877,921	6,899,370	15,777,291	3,066,387	18,843,678	16,788,726	2.9%	2,054,951
University Wide	242,002,443	(124,814,026)	117,188,417	121,461,500	238,649,917	122,316,749	21.0%	116,333,168
University Total	\$ 505,805,908	\$ 73,063,349	\$ 578,869,257	\$ 181,473,396	\$ 760,342,653	\$ 583,435,765	100.0%	\$ 176,906,888

Fiscal Year Allocations do not include carry-forward

Expenditures = Actuals + Encumbrances

FY 2022-23 Carry Forward (as of July 1, 2023)

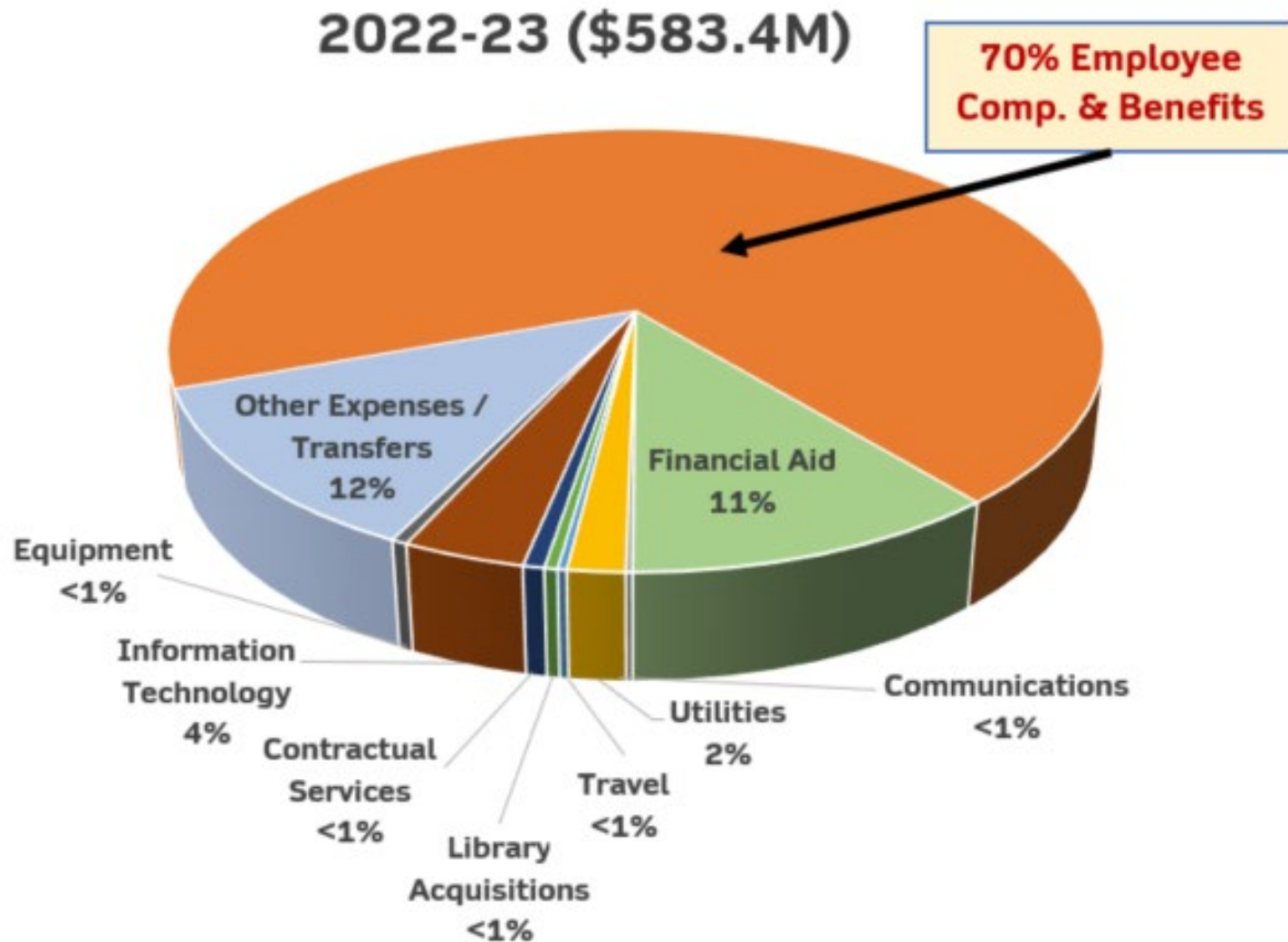
	A	B	C = A + B	D	E = C + D	F	G = E - F
Fund	Baseline Budget	One-Time Budget	Fiscal Year Allocations	FY 2021-22 Carry Forward	Total Budget	Expenditures	Balance
Operating	505,805,908	51,267,339	557,073,247	176,987,398	734,060,644	561,709,488	172,351,156
Student Success	-	18,498,538	18,498,538	3,253,768	21,752,305	18,819,266	2,933,039
Lottery	-	3,297,473	3,297,473	1,232,231	4,529,704	2,907,010	1,622,693
University Total	\$ 505,805,908	\$ 73,063,349	\$ 578,869,257	\$ 181,473,396	\$ 760,342,653	\$ 583,435,765	\$ 176,906,888

Total Budget = Revised Budget

Expenditures = Actuals + Encumbrances

Balance = Year-end balance (carry-forward to FY 2023-24)

Core Operating Fund Expenditures & Transfers

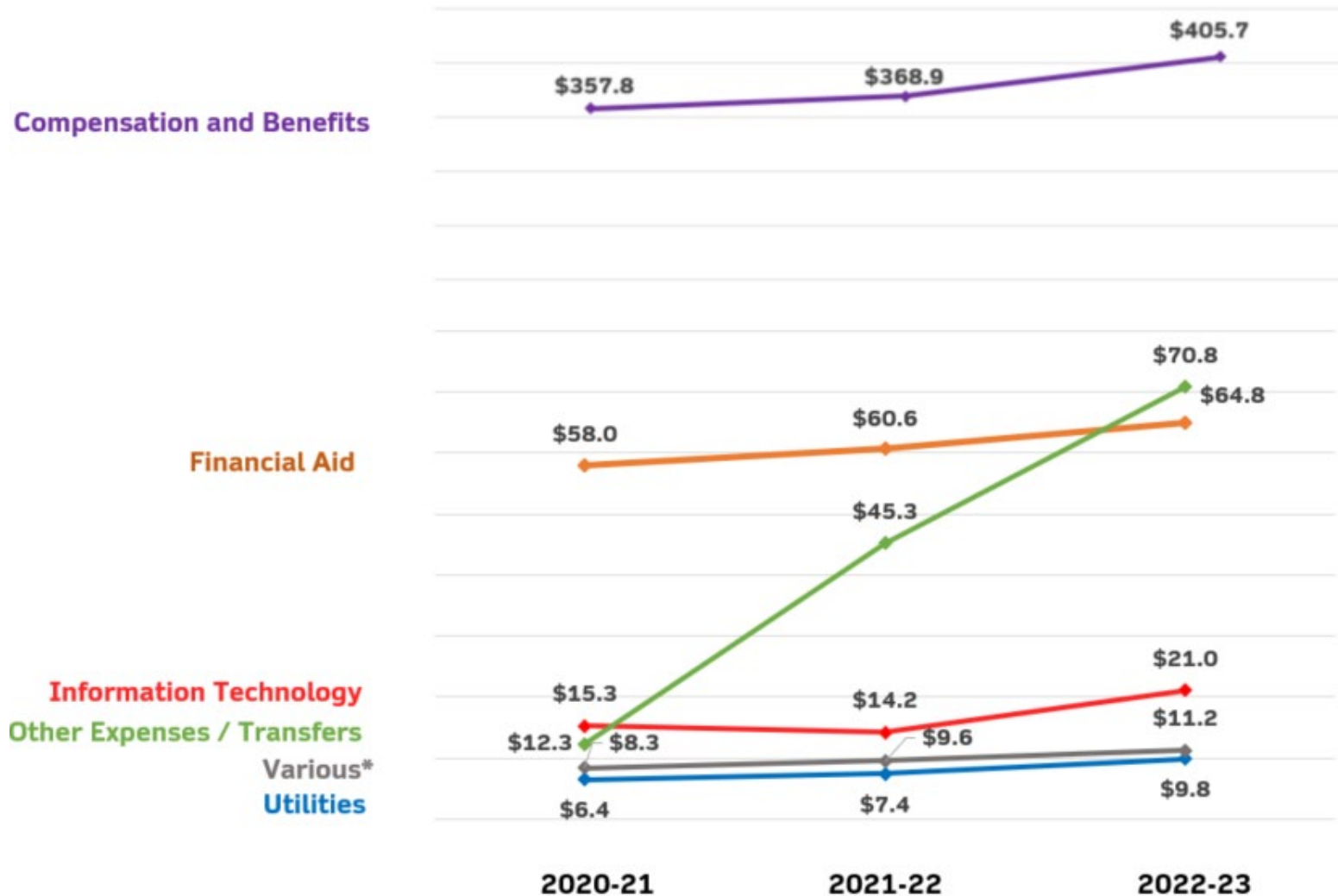


FY 2022-23 Reserve Designations

Reserve Designations	Operating	Student Success	Lottery	Total
Designated for Facilities Maintenance and Repair	4,529,508	-	-	4,529,508
Designated for Outstanding Commitments	17,927,817	-	-	17,927,817
Designated for Financial Aid	4,476,603	-	500,000	4,976,603
Reserve for Economic Uncertainty	75,872,163	293,304	324,539	76,490,005
Designated Division Commitments	57,221,287	2,639,735	798,155	60,659,177
Designated University Commitments - Reserve Pools	12,323,779	-	-	12,323,779
	\$ 172,351,156	\$ 2,933,039	\$ 1,622,693	\$ 176,906,888

Reserve for Economic Uncertainties	\$ 76,490,005
Minimum Amount Required Per CSU Policy (3 months)	\$ 130,876,000
Recommended Reserves Per CSU Policy (6 months)	\$ 261,752,000
Operating Fund Budget	\$ 523,504,000

Core Operating Fund Expenditures & Transfers



Current Budget FY 2023-24

FY 2023-24 Fullerton's Allocations (Sources)

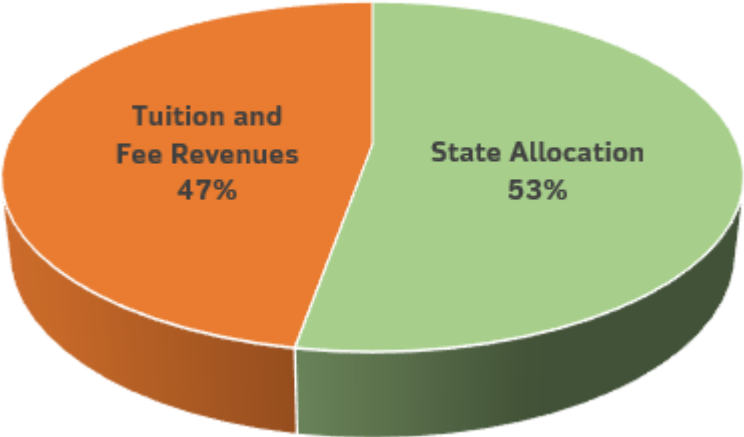
Budgeted CY Enrollment	Baseline	One-time	Total
Resident	31,153.0	1,796.6	32,949.6
Non-Resident	951.0	422.0	1,373.0
Total Enrollment	32,104.0	2,218.6	34,322.6
FY 2023-24 Sources and Uses			
Sources			
Marginal Cost for Enrollment	7,905,000	-	7,905,000
Over-Enrollment Tuition		15,086,480	15,086,480
Health Premiums	3,526,000	-	3,526,000
Liability and Insurance Premiums	914,000		914,000
FY 2023-24 Compensation	8,300,000	-	8,300,000
SUG Redistribution	902,000	-	902,000
FY 2022-23 Retirement Adjustment	4,792,000		4,792,000
FY 2022-23 Graduation Initiative	2,939,000	-	2,939,000
FY 2022-23 Basic Needs	789,000	-	789,000
Other Programs - TBD	-	-	-
Fiscal Year New Funding Sources Sub-Total	\$ 30,067,000	\$ 15,086,480	\$ 45,153,480
Campus Existing Funds			
Campus Set-Aside from PY Base	6,648,600	-	6,648,600
			-
Total Campus Existing Funds	6,648,600	-	6,648,600
Total Sources	\$ 36,715,600	\$ 15,086,480	\$ 51,802,080

FY 2023-24 Fullerton's Allocations (Uses)

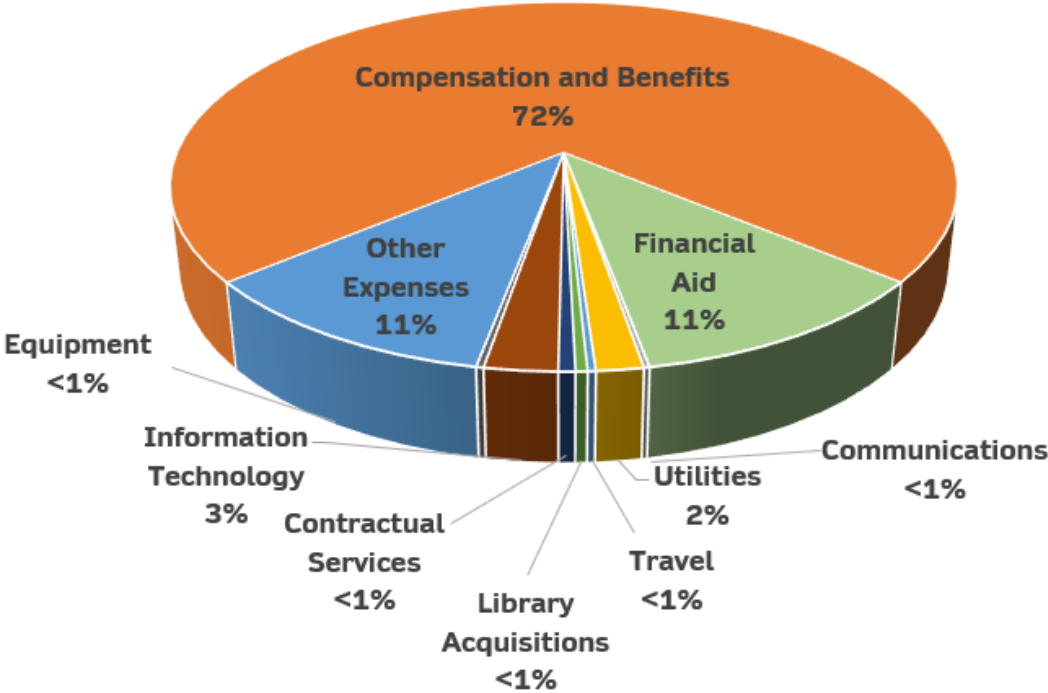
Budgeted CY Enrollment	Baseline	One-time	Total
Resident	31,153.0	1,796.6	32,949.6
Non-Resident	951.0	422.0	1,373.0
Total Enrollment	32,104.0	2,218.6	34,322.6
FY 2023-24 Sources and Uses			
Uses			
FY 2022-23 Adjustment - Student Basic Needs	789,000		789,000
FY 2022-23 Adjustment - GI 2025	2,939,000		2,939,000
FY 2022-23 Adjustment - Retirement	4,792,000		4,792,000
Enrollment Growth Instruction (536 FTES, 25.19 FTEF @ \$64,863)	1,633,899	-	1,633,899
Enrollment Growth Benefits (51%)	833,288	-	833,288
Over Enrollment - Faculty Salary		6,762,455	6,762,455
Over Enrollment Benefits (51%)		3,448,852	3,448,852
Enrollment Contingency		3,500,000	3,500,000
Faculty Start-up Costs		1,375,172	1,375,172
Financial Aid (SUG)	902,000		902,000
FY 2023-24 Compensation Costs (estimated)	8,850,000	-	8,850,000
FY 2023-24 Compensation Contingency @ 2.5%	8,850,000		8,850,000
Health Premiums	3,526,000	-	3,526,000
Risk Pool Premium	914,000		914,000
Other - Multi-Year Commitments (Risk, Utilities, Campus Priorities)	2,686,413	-	2,686,413
Total Uses	\$ 36,715,600	\$ 15,086,480	\$ 51,802,080
Net Available for Distribution	\$ -	\$ -	\$ -

FY 2023-24 Operating Fund Baseline Budget (\$542.5M)

Sources



Uses



Budget Outlook

Multi-Year Budget Plan Considerations

- Increasing Costs, Inflation
- Tuition Increase

Enrollment Stability and Growth

- Align Budget with Enrollment Plans
- Effectively Manage Over-enrollment

Amir Dabirian
Provost and Vice President
for Academic Affairs

Investing In Faculty



Vivianne Asturizaga
ASSISTANT PROFESSOR OF MUSIC



Ryan Cammarota
ASSISTANT PROFESSOR OF CHEMISTRY AND BIOCHEMISTRY



Mehdi Davoodi
ASSISTANT PROFESSOR OF INFORMATION SYSTEMS AND DECISION SCIENCES



Amanda Diaz
ASSISTANT PROFESSOR OF LITERACY AND READING EDUCATION



Matheus Guerrero
ASSISTANT PROFESSOR OF MATHEMATICS



Kelle Lanham-Friedman
SENIOR ASSISTANT LIBRARIAN



HanNa Lim
ASSISTANT PROFESSOR OF FINANCE



Mei-Ling Malone
ASSISTANT PROFESSOR OF AFRICAN AMERICAN STUDIES



Thomas May
ASSISTANT PROFESSOR OF ECONOMICS



Inez Moore
ASSISTANT PROFESSOR OF EDUCATIONAL LEADERSHIP



Brianna Harvey
ASSISTANT PROFESSOR OF SOCIOLOGY



Zhangchen Hu
ASSISTANT PROFESSOR OF INFORMATION SYSTEMS AND DECISION SCIENCES



Bingling Huang
ASSISTANT PROFESSOR OF MECHANICAL ENGINEERING



Mira Kim
ASSISTANT PROFESSOR OF COMPUTER SCIENCE



Morganna Lambeth
ASSISTANT PROFESSOR OF PHILOSOPHY



Michelle Murillo
ASSOCIATE PROFESSOR OF ART



Jiwon Nam
ASSISTANT PROFESSOR OF ACCOUNTING



Christopher Newman
ASSOCIATE PROFESSOR OF EDUCATIONAL LEADERSHIP



Karlena Ochoa
ASSISTANT PROFESSOR OF CHILD AND ADOLESCENT STUDIES



Jihye (JJ) Park*
ASSISTANT PROFESSOR OF CRIMINAL JUSTICE



Patrick Phelps
ASSISTANT PROFESSOR OF GEOLOGICAL SCIENCES



Joni Y. Prado
ASSOCIATE PROFESSOR OF MUSIC



Lissa Ramirez-Stapleton
ASSOCIATE PROFESSOR OF EDUCATIONAL LEADERSHIP



Omar Ramos
ASSISTANT PROFESSOR OF THEATRE AND DANCE



Kulraj Singh
ASSISTANT PROFESSOR OF MANAGEMENT



Edward Watson
ASSISTANT PROFESSOR OF SOCIOLOGY



Brandi Wells
ASSISTANT PROFESSOR OF ENGLISH, COMPARATIVE LITERATURE AND LINGUISTICS

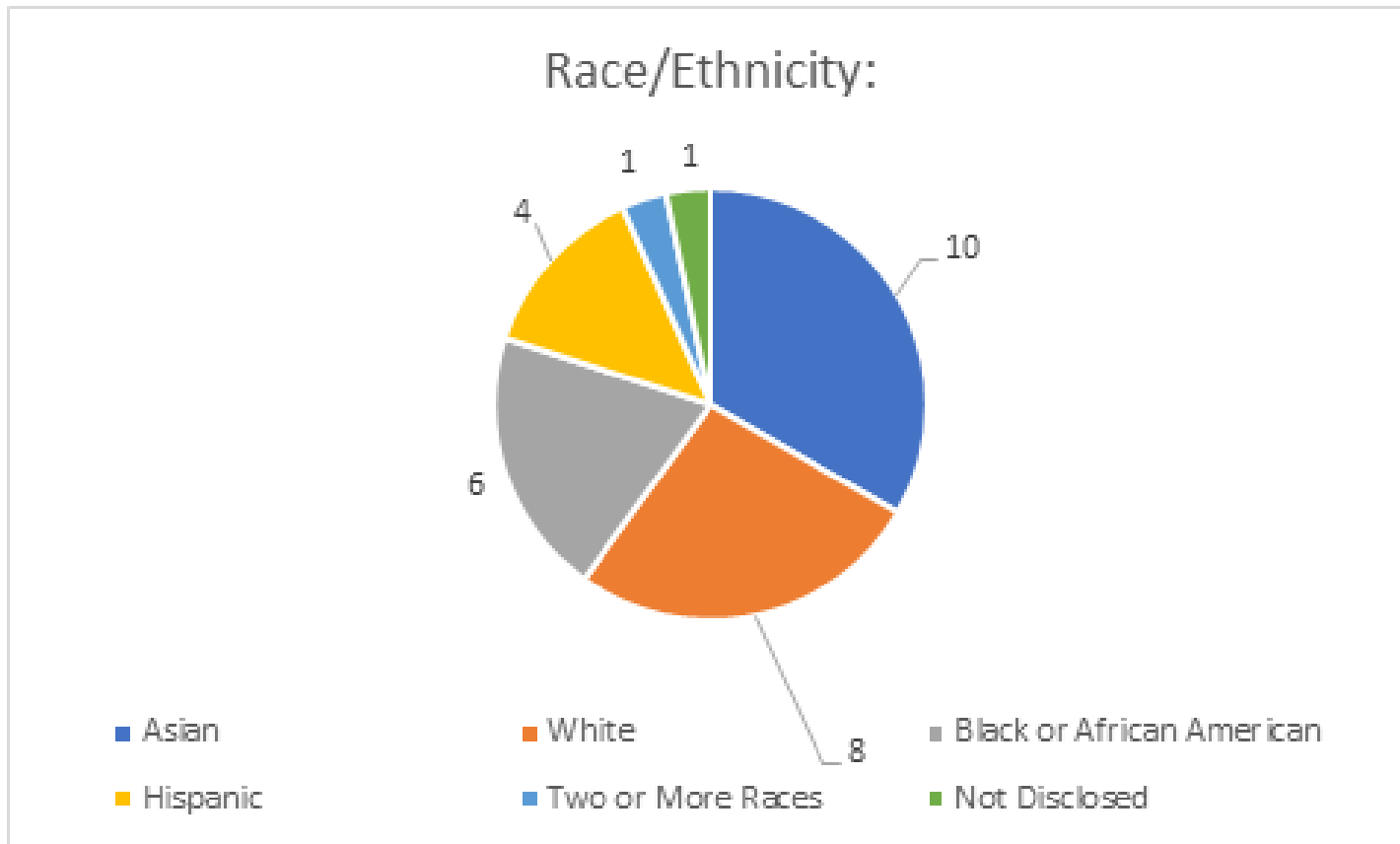


Goyland Williams
ASSISTANT PROFESSOR OF AFRICAN AMERICAN STUDIES



Eun-Hye Grace Yi
ASSISTANT PROFESSOR OF SOCIAL WORK

New Tenure-Track Faculty Fall 2023



Funding for New Tenure-Track Faculty

Tenure-Track Recruitment				Ongoing Commitment		One-Time Commitment				
Academic Year	Number of Tenure-Track Faculty Searches ¹	Number of Tenure-Track Faculty Hires ²	Success Rate	Annual Salary	Benefits ³	Assigned Time (Year 1)	Assigned Time (Year 2)	Startup	Relocation	Total Commitment
2021-22	37	30	81%	\$2,564,552	\$1,230,985	\$519,761	\$555,607	\$1,018,760	\$76,000	\$5,965,665
2022-23	38	25	66%	\$2,425,524	\$1,188,507	\$483,213	\$483,213	\$1,329,550	\$92,000	\$6,002,007
2023-24	39	30	77%	\$2,800,704	\$1,428,359	\$548,450	\$626,800	\$1,398,510	\$113,000	\$6,915,823
2024-25 ⁴	46	*** Data Pending - Search Process is Currently Underway ***								

¹ Number of tenure-track faculty searches conducted in prior year

² Number of new tenure-track faculty hired in indicated academic year

³ Benefits at 48% in 2021-22, 49% in 2022-23, and 51% in 2023-24

⁴ Number of searches approved June 2023

Tenure/Tenure Track Faculty Promotions

Tenure/Tenure-Track Promotions		Ongoing Commitment			
Academic Year	Number of Faculty Who Received Tenure	Number of Promotions	Annual Promotion Salary Increase	Benefits ¹	Total Commitment
2021-22	56	77	\$661,752	\$317,641	\$979,393
2022-23	40	61	\$573,411	\$280,971	\$854,382
2023-24	35	67	\$658,712	\$335,943	\$994,655

¹ Benefits at 48% in 2021-22, 49% in 2022-23, and 51% in 2023-24

Lecturer Faculty Range Elevation

Lecturer Range Elevations		Ongoing Commitment		
Academic Year	Number of Lecturer Range Elevations	Annual Range Elevation Salary Increase	Benefits ¹	Total Commitment
2021-22	26	\$120,660	\$57,917	\$178,577
2022-23	104	\$447,606	\$219,327	\$666,934
2023-24	46	\$160,495	\$81,853	\$242,348

¹ Benefits at 48% in 2021-22, 49% in 2022-23, and 51% in 2023-24

Sabbaticals

Sabbaticals	Academic Year	Number of Sabbaticals ¹	One-Time Commitment		Total Commitment
			Sabbaticals	Sabbatical Benefits ²	
	2021-22	56	\$1,356,320	\$651,034	\$2,007,354
	2022-23	58	\$1,460,904	\$715,843	\$2,176,747
	2023-24	60	\$1,556,640	\$793,886	\$2,350,526

¹ Number of sabbaticals includes deferrals from the prior year

² Benefits at 48% in 2021-22, 49% in 2022-23, and 51% in 2023-24

Thank You!

Questions?